



LOUISIANA

Home of the Mardi Gras, fantastic Blues & Jazz bars, heavenly food and amazing golf courses

SOUTH WALES

Two hours from London but worlds apart when it comes to pace of life



PLANET GOLF REVIEW

ISSUE 7

EQUIPMENT & APPAREL

We bring you reviews of TaylorMade, Mizuno, Macgregor, Evnroll and Stuburt latest offerings

STAY & PLAY

our new PLAY & STAY section brings you the perfect Tenerife match

VIEW.COM



WELCOME

As most of you will be aware we are now three days away from this year's third major championship with The Open being played at Royal Birkdale and I would recommend you download the last issue of PGR Magazine for our lowdown on the courses of Liverpool's Golf Coast.

For those who have yet to decide on where to take your holiday this year or if you're planning for next year – be it golfing or non golfing – check out our reviews of Louisiana and South Wales.

Depending on what part of the globe you live, for those of us who are in the Northern hemisphere summer is upon us and some of you will be looking

to update your equipment and apparel and we have reviews from TaylorMade, Mizuno, Macgregor, Evnroll and Stuburt to help you make an informed choice.

I wish you all a wonderful summer and hope some of our features over the last couple of issues have helped you with your choice of destination equipment and apparel so you can take full advantage of these long – hopefully hot – summer days.

If you have missed any of our past editions follow the link below, which will take you to our back issue archive page.

planetgolfreview.com

MEET THE TEAM

Editor

James Mason

Art Director

Joe Hetzel

Hotel and Spa Editor

Charmaine Hibbert

Contributing travel writers

Teresa Barnett

General enquiries

enquiries@planetgolfreview.com

Follow us on social media



VIEW.COM

EDITORIAL

REVIEW





- p 4 Louisiana**
With direct flights to New Orleans from all major airports, this state already has so much to offer with its wonderful music and food. Throw in Louisiana's Audubon Golf Trail and it becomes a golfers dream holiday
- p 14 South Wales**
For those of us who live in the city the chance to breath fresh clean air can be enough, but when you combine locally sourced and award winning cuisine, centuries of history and golf courses that have challenged some of the greatest golfers of all time, then it becomes a must visit destination
- p 37 Equipment Reviews**
On test in this issue are Mizuno's JPX900 3-Wood & Hybrid, TaylorMade's M2 Driver, Macgregor's Wedge System and Evnroll's EM6 Putter.
- p 49 Play & Stay**
This is our new section showing you some of the best places in the world to get away, play, stay, spa and relax. We visit the Spanish island of Tenerife and bring you the thrills of the Severiano "Seve" Ballesteros designed Buenavista Golf course and the adult only Meliá Hacienda del Conde hotel
- p 55 Apparel**
We test Stuburt's 2017 summer range of apparel and two of their spikeless golf shoe offerings

PLANETGOLF

REVIEW



37



49



55

VIEW.COM



5 LOUISIANA




6 AUDUBON PARK



7 TPC



8 CARTER PLANTATION



10 BLACK BEAR GOLF CLUB



11 HOUMAS HOUSE

DESTINATIONS

VIEW.COM

TRAILBLAZING

We all look for something different each time we travel and as golfers we all want to play great courses but when you can add in great food, truly heartfelt hospitality and a city like New Orleans with all its traditions, great architecture and of course jazz and blues music then you really are on to a winner.

I spent six nights playing six courses on Louisiana's Audubon Golf Trail and if the other ten courses live up to these six I can't wait to play the rest. If you are looking to expand your travel horizons, sample great cuisine, play great courses, stay in a variety of accommodation from downtown New Orleans with its classic colonial style hotels to resorts, casinos, plantations or cabins on a lake, Louisiana needs to be on your bucket list of destinations.



GOLF CLUB AT AUDUBON PARK

If you are staying in downtown New Orleans there is no better way to get to The Golf Club at Audubon Park than jumping the cable car which takes you right outside the clubhouse, but because of logistics for our group we have an executive bus and we are heading through some wonderful avenues of classic New Orleans designed homes; they really do look spectacular.

As we pull up in our bus at the clubhouse and disembark a lady decked out in her finest with a hat to match her outfit is heading towards the clubhouse and it's not until I walk in that I see she has joined a larger group who meets here regularly and they were certainly ladies who knew how to lunch.

As you can imagine the gastronomy in this city lives up to all expectations but I would certainly recommend the southern fried chicken, waffles and maple syrup a strange combination I know but it turns out they are a match made in heaven.

It's off to the first tee and we are informed that there are twelve par 3s and each nine starts with a par four and ends with a par five. The opening hole can be tricky with water down the left but not having any range to warm up on and recovering from my flight, I was a bit apprehensive, but a missed spent youth sees me hit the fairway only leaving myself a wedge to a raised double green that is shared with the 16th hole; which is a nice feature of the course.

Next up is the first of the twelve par 3s and at 148-yards from the gold's – there are three teeing options, gold, blue and white – with water down the left and behind it's a tough introduction. The total measurement from the back tees for the course is 4,220-yards from the gold tees and at today's standards you may think of giving this course a miss and if you do you will be missing out on a little gem.

I loved the design of the course and with all the par 3s it's a tough little track and a complete test of your golf game, but what I enjoyed most is that it turns out to be the perfect warm up course for any golf tour of the state.

TPC LOUISIANA

It's an early start as I am playing in the Zurich Classic ProAm and our pro is none other than seven time winner on the European Tour Gonzalo Fernández-Castaño and what a great guy he turns out to be.

→

Top: The 11th hole Golf Club at Audubon Park with Loyola University as a backdrop.

Middle: Aerial view of Audubon Park.

Bottom: 1st and 16th double green, with the 17th in the background.



VIDEO 

THE GASTRONOMY IN THIS CITY LIVES UP TO ALL EXPECTATIONS AND I WOULD CERTAINLY RECOMMEND THE SOUTHERN FRIED CHICKEN, WAFFLES AND MAPLE SYRUP

After the introductions we are off to the 15th tee as it's a shotgun start, we all hit great drives and set off down the fairway and the course couldn't be in any better condition, the fairways are perfectly manicured and the greens are some of the best I have ever played on fast, undulating and rolling perfectly true.

I have seen many courses on the PGA Tour and to be honest there are not too many that I would really enjoy playing as they are long and open and once all the tournament infrastructure disappears they really aren't that aesthetically pleasing to the eye. But this tree lined Pete Dye designed course – who had input from Steve Elkington and Louisiana native Kelly Gibson – is stunning and Gonzalo agrees stating it is one of the courses he really looks forward to playing on the PGA Tour.

I won't go through a hole by hole guide as some of you would have seen the course on the TV watching the Zurich Classic of New Orleans tournament and there are so many stand out holes that it would be a shame to highlight some and

Below and bottom:
TPC Louisiana is
the home of the
Zurich Classic,
which is a PGA Tour
tournament

VIDEO 



THE COURSE COULDN'T BE IN ANY BETTER CONDITION, THE FAIRWAYS ARE PERFECTLY MANICURED AND THE GREENS ARE SOME OF THE BEST I HAVE EVER PLAYED ON FAST, UNDULATING AND ROLLING PERFECTLY TRUE.

not others. But what I will say is the finishing run of holes from the 15th hole where we started are a fitting finale to a wonderful course and the par 5 18th always offers a dramatic finish giving players a risk and reward option. As Gonzalo holes out for a tap in birdie and we walk off the green he states he would take four of those and I am sure he would love that tap in birdie on the final day to win.

SANTA MARIA GOLF COURSE

A 6.30am start sees me turning up at our coach blurry eyed and thankfully my hangover cure works after consuming quite a few alcoholic beverages yesterday.

But after warming up on the courses great practice facilities, with its wonderful chipping green I tee it up on the 437-yard 1st hole and with the morning suns perfect light beaming down the fairway and through the trees I managed to hit the fairway.

It's a tough starting hole with trees left and right of the landing area and if you miss too far

Below: Water is a
regular feature on
Santa Maria Golf
Course

VIDEO 



right you could be going down a slope. I miss the green to the right but manage an up and down par.

The second is the first of some great par 3s with the 5th being the stand out one with water down the left hand side and plays to a long narrow green from an elevated tee.

Water comes into play on a lot of the holes on this Robert Trent Jones Sr designed course that meanders through what is basically an upscale housing estate. Now the houses are million dollars houses so don't get me wrong and on most of the holes they don't really come into play unless you are having a nightmare of a day.

But for me I am not a big fan, I do understand that to build these courses they need to sell homes and home owners want to be able to see the golf course, but for me if this was a tree lined course where you couldn't see the houses it would be a stunning test of golf as the RTJ Snr design is wonderful. There are some beautifully designed holes on the course and if you asked me to name a weak hole I couldn't it really is a great golf course, with the back nine slightly edging →



Left and below: The David Toms design Carter Plantation course

VIDEO 



WATER FEATURES ON MOST OF THE HOLES HERE BUT ONLY
REALLY COMES INTO PLAY ON EIGHT OF THE HOLES

the front and a truly great finishing hole.

It's just a shame it's property and not tree lined. That is just a personal preference and shouldn't take away from what is a wonderfully design golf course and one that you should make sure is on your itinerary when you come out to play in Louisiana, that way you can draw your own conclusions as I am reviewing the course with a European eye as it is something I am not used to.

CARTER PLANTATION

After yet another hearty breakfast it's out to the chipping green for some much needed short game practice and the facilities here are wonderful. After I hit a bucket of balls with my 56° wedge and then a few fall swings it's off to the 1st tee which sits right between the range and the chipping area.

I smash my ball down the left and over the cart path, but as the opening hole is only 351-yards I only have a wedge in. It's a gentle start to this David Toms designed course. David is a local lad and I must say from the outset I am already impressed with the layout.

The second is another well designed tree lined hole that leads you to the first of four Par 3s and this one looks down from a slightly elevated tee and plays between two lots of trees with a deep bunker protecting the right hand side and looks stunning.

Like yesterday this course does have real estate around it but unlike yesterday the houses don't intrude on the course and gives it breathing space and I feel it's all the better for it. The holes meander through the trees that help give each hole its own definition and personality.

The 4th hole brings up the first of four par 5s – two on each nine – from the tee you have two options on this great risk and reward designed hole. Aim to go straight and as close to the water that starts around 350 yards out down the left and go for the green in two giving yourself a shot at eagle. Or stick closer to the right of the slight dogleg right and go for the chip and putt birdie, but remember the second half of the hole doglegs left 100-yards from the green so water may still come into play if you don't position your second shot in the right area. It really is a thinking golfers golf course.

Water features on most of the holes here but only really comes into play on eight of the holes and the water fountain that sits in the middle of the water on the 11th, 13th and 17th is a nice aesthetic touch. →

TAMAHKA TRAILS GOLF COURSE AT PARAGON CASINO RESORT

After hearing Kevin Michael the night before we play Tamahka Trails I am really looking forward to teeing it up this morning, it's another early start but at least I can get my muscles warmed up on the range which sits just by the clubhouse and again work on some chipping which is to the right of the clubhouse and near the putting green.

As I tee up and set the video camera up I look down the opening par 5 which doglegs round to the left, I aim to play a draw and smash it straight, brilliant!! I get down to my ball and I still have a shot and promptly put it in one of the big bunkers that sit in the left of the fairway. Now this brings us back to Kevin's analysis of the course the night before. He told us the bunkers are tough and that that they are going to spend over half a million dollars softening them a little.

Now to me bunkers are hazards and you should be punished for going in them but now I am facing this shot I do understand what some of the complaints are about as I have to wedge out sideways as it's the only shot I have. Is that fair? I still think so, I should have played to the right I went for the green knowing I had to hit the perfect shot and was punished for it.

Maybe there is a case for softening the fairway bunkers but definitely not the green side bunkers. A case in point again I have hit my tee shot slightly fat on the par 3, 15th meaning it's caught the bunker that sits in front of the green and I again have no shot and have to play sideways or take a drop back in the bunker. Again I hit a bad shot and should be punished for it.

Tamahka Trails is a tough course, but it is also a fair and well designed course and one that I enjoyed immensely. I loved the fact that both nines started with par 5s and gives you a good chance to get off to a flying start, the greens are fast, with some very tricky complexes no more so than the ones on the third hole, you really need to be on the right tier there.

Steve Smyers the designer has done a wonderful job and the way the course meanders through the oaks and sycamore trees with the small creeks that occasionally come into play are perfect. I personally would rather play this course than sit in the casino, but for those who like to do both I hope your only bad luck like mine comes in tough breaks in the bunkers and not in the casino.

→

TAMAHKA TRAILS IS A TOUGH COURSE, BUT IT IS ALSO A FAIR AND WELL DESIGNED COURSE AND ONE THAT I ENJOYED IMMENSELY



Above: The teeing options on the par 3, 13th hole

Left: Looking down from the elevated tee at the par 3, 5th hole

VIDEO 



JOURNEY PLANNER

TRANSPORT

British Airways

Direct to New Orleans
W: [ba.com](https://www.ba.com)

Audubon Limousine

Driver: Allen Gremillion
T: 504-205-3726
W: [audubonlimousine.com](https://www.audubonlimousine.com)

WHERE TO STAY

Bourbon Orleans Hotel

T: 504.523.2222
W: [bourbonorleans.com](https://www.bourbonorleans.com)

Houmas House Plantation

T: 225.473.9380
W: [houmashouse.com](https://www.houmashouse.com)

The Villas at Carter Plantation

T: 225.414.0680
W: [thevillasatcarterplantation.com](https://www.thevillasatcarterplantation.com)

Paragon Casino Resort

T: 318.253.1946
W: [paragoncasinoresort.com](https://www.paragoncasinoresort.com)

Cabins at Poverty Point Reservoir State Park

T: +001 318-878-7536
W: crt.state.la.us/louisiana-state-parks/parks/poverty-point-reservoir-state-park

WHERE TO PLAY

The Golf Club at Audubon Park

T: 504.212.5290
W: audubonnatureinstitute.org/golf

TPC of Louisiana

T: +1 504-436-8721
W: tpc.com/louisiana

Santa Maria Golf Course

T: 225.752.9667
W: golf.brec.org/courses/santamaria



BLACK BEAR GOLF CLUB

It's my last day and I have to say my week in Louisiana has been fantastic and after a good nights sleep in my cabin that sits on one of the lakes at Poverty Point Reservoir State Park, we are on the bus down to Black Bear GC and as we pass what turns out to be the seventh hole I already know we are going to be in for a treat.

Like most courses here the practice facilities are wonderful and after what turns out to be one of the best bacon, sausage and cheese rolls I have ever eaten we're off, no time to hit balls today just a quick warm up on the practice chipping green that sits near the first tee.

There are four teeing options here and I elect to go off the blues that are still a whopping 6,964-yards, fortunately there are four teeing option from nearly 7,300 off the gold down to 5,567-yards off the black. I love courses that don't try to beat you up on the first hole and

Top: Water comes into play on several holes at Black Bear Golf Club.

VIDEO 

at 438-yards it's a comfortable start, but there is water down the right of the hole, I am told to aim at the right bunker by the starter and I leave myself a 9-iron in after getting a nice bit of roll as the fairway gently slopes back into the middle.

They are carrying out some changes to the fairway bunkering at the moment, but as I step onto the 2nd tee it really isn't affecting the aesthetics of the design, the course sits in the land well and Bechtol-Russell the company who designed the course have done a great job.

The holes are tree lined and the greens are wonderful, I am lucky to be in the first group out this morning and even with the morning dew the greens are perfect, fast and true, but soft enough to hold a well struck ball.

The 3rd brings up the first par 5 with water coming into play to the right of the fairway on your second shot and surrounds the peninsula style green that seems to sit out in the water, it's all risk and reward at 554-yards from the tips or 502-yards from the whites.

Water again comes into play on the right on the par 3, 4th hole which weighs in at 223-yards from the tips and 201-yards from the blue. It's a large green with a tier and many green complexes and walking away with par is a good score here.

I love the way the greens on both the 7th and 8th greens sit in the trees and the mounding, the front nine comes to a close with a tough par 5 and at 574-yards from the tips and 531-yards from the whites a birdie finish will all come down to chipping and putting for all but the longest of hitters.

The back nine opens with a truly wonderfully designed hole, depending on your teeing option you play your tee shot over water or with water running down the left, but its the second shot that captures the imagination. The elevated green sits surrounded by trees with one tall tree to your right standing as a sentinel protecting the opening it's a fantastic start to what turns out to be a great back nine.

There are some stunning holes on the back nine and it would be unfair to start picking out any individual holes as they are all wonderfully designed, my only one reservation would be the tree that sits in front of the green on the 15th. But the 18th hole brings the back nine to a fitting crescendo, not only for this course but the entire week of this Audubon Golf Trails week, going by the standard of the six courses I have played, I can't wait to play the other ten.

JOURNEY PLANNER

WHERE TO PLAY

Carter Plantation

T: 225.294.7555

W: carterplantation.com

Tamahka Trails Golf Course at Paragon Casino Resort

T: 1-800-946-1946 ext 6300

W: paragoncasinoresort.com/attractions/golf

Black Bear Golf Club

T: 318.878.2162

W: crt.state.la.us/louisiana-state-parks/black-bear-golf-club

WHERE TO EAT

Dickie Brennan's Tableau

T: 504.934.3463

W: tableaufrenchquarter.com

Big Mikes Restaurant

T: 225.243.5258

W: bigmikessportsbarandgrill.com

Legends Steakhouse at Paragon Casino Resort

T: 1-318-253-1946

W: paragoncasinoresort.com/dining/legends-steakhouse

Trapp's Cajun Restaurant

T: 318.855.6428

W: trappsontheriver.com

THINGS TO DO

Duck Commander Shop

T: +1 318-387-0588

W: store.duckcommander.com

Flying Tiger Brewery

T: +1 318-547-1738

W: flyingtigerbeer.com

Landry's Vineyard

T: +1 318-557-9051

W: landryvineyards.com



HOUMAS HOUSE PLANTATION AND GARDENS

Darrow, Louisiana, USA

By CHARMAINE HIBBERT



NO PLACE LIKE HOUMAS HOUSE

Charmaine Hibbert takes a step back in time to discover the history of a plantation house with a dark past but a bright future.

After spending time watching the guys play golf and indulging in the corporate hospitality that lines the eighteenth hole at TPC Louisiana we are on the coach heading to Houmas House Plantation and Gardens, now this is one part of the trip that feels me with nervous anticipation.

I am the last person who would want to forget that these places have a dark past but as we disembark from the coach and enter the gardens of the plantation in what photographers call one of the golden hours - where the sun starts to set - the plantation house can be seen in all its architectural glory and as I enter the avenue of oaks it really is an impressive building. We are given a tour of the house and are informed by our knowledgeable docent Susan Honaka - who is dressed in full period costume - that the owner Kevin Kelly is acquiring as much furnishings from that period as he can, they may not be original to this plantation house but they are from that era. We are told about the past of this build and its dark history is not forgotten which I felt was important and may have been brushed over. After the tour and a few dark and stormies - dark rum and ginger beer →

– in the wonderfully appointed Turtle bar, we are taken to our individual villas and as I enter the room it really is perfectly in keeping with the period but has all the luxurious touches you would want with two queen sized beds to choose from and the bathroom with its porcelain claw foot bath and a shower room with a built in seat so you can just let the hot water wash off the days humidity.

Dinner was served in The Carriage House Restaurant where we sat right in the middle at a twenty person dining table that was at least four foot wide and could have accommodated another twenty people it was that long. The food served was wonderful, but it was the conversation after that captured the imagination with Kevin explaining how he came to acquire and adapt each piece of furniture to fit into the plantation house, you can feel his enthusiasm and the Houmas House Plantation is a testament to his vision and with the addition of a new amphitheatre will only add to what is already a wonderful place to stay or visit.

Houmas House Plantation and Gardens

40136 Highway 942,

Darrow, LA 70725

T: +1 225-473-9380

W: houmashouse.com



Above: One of the many live oaks in the estates gardens. Below left to right: The Turtle bar. The old kitchen in the main house. Seating for twenty at The Carriage House Restaurant



— GOLF —

LOUISIANA STYLE

Louisiana's



GOLF TRAIL

AudubonGolf.com

LOUISIANA
Pick your Passion®

LouisianaTravel.com



29 GOLF IN SOUTH WALES



15 SOUTH WALES




19 CELTIC MANOR

SOUTH WALES

REVIEW



23 THE VALE RESORT



25 MORGANS



27 ST PIERRE

Two hours from London as you hit the Severn Bridge you can feel the stress and madness of city life slowly ebb away. The air in Wales always seems that much fresher and crisper and the pace of life is how you know it should be. Over the next few pages I just scratch the surface of the many things to do, where to stay, spa and eat in South Wales and just like me you will be looking forward to your next visit as you head back across the Severn Bridge

ENTER THE DRAGON



Despite living an easy commute from London's major airports, I often need a relaxing short or long haul break to take me away from the hustle and bustle of London and mostly the thick smog that envelops the city. I am a city slicker having been born and raised in a city I moved to London in my late teens and thought I would remain, until I decided on a change of pace just before turning 30 and moved to Somerset. The first thing I appreciated was the cleaner air, the second was its close proximity to South Wales.

I have since returned to London but I still despise being able to taste the pollution at the back of my throat and the visibility of the smog as I cross London Bridge in the mornings. As travelling abroad has become a costly affair with the decline of the pound against just about every major currency in the world, the urge to satisfy my need for cleaner air is met with regular trips to South Wales. As I get out of the car I can

hear my mother's voice "breath deeper". Deep breaths aside there are a plethora of things to do.

Couple London's poor air quality with a hard Brexit and South Wales with its vast and lovely beaches littered with golden sand but very few people on them becomes even more attractive. Let's be serious even on the hottest summers day no right minded hot-blooded Mediterranean would even think to dip their toe into the Bristol Channel, which means more sea and space for us.

Bordered by England to the East and the Bristol Channel to the south, South Wales is the most densely populated region in the southwest of the United Kingdom with approximately 2.2 million people calling it home. Almost three-quarters of the population of Wales, including Swansea, Newport and the capital city of Cardiff are based in this region. There are a number of things to do in the capital.

Below: The Pierhead Building at twilight on Cardiff Bay



All South Wales images © Crown copyright

CARDIFF - THINGS TO DO

Wales's biggest city is an easy place to like; it has all the trappings of a European capital, ancient castles, national museums, arts centres and of course the Millennium Stadium, arguably a major rival to Wembley. The city is a little compact but therein lays its beauty, being able to walk from the historic Cardiff castle in the north to the vibrant waterside in the south. Shops and cafes abound leaving you spoiled for choice.

CARDIFF CASTLE

Castle Street,
 Cardiff CF10 3RB
 T: +44 29 2087 8100
 W: cardiffcastle.com

If you're a fan of gothic fantasy then a trip to Cardiff Castle, a building walled with elaborately detailed gargoyles must make your top ten. The third Marquis of Bute, the richest man in the world at that time had them created by renowned architect, William Burgess. The castles foundations date back to 50AD and provide 2,000 years worth of history in one place. A must see.

NATIONAL MUSEUM CARDIFF

Cathays Park
 Cardiff CF10 3NP
 T: +44 29 2057 3000
 W: museumwales.ac.uk

The National Museum contains natural history, geology and archaeology exhibitions. The substantial art collection alone is enough to draw connoisseurs from all over the world. The collections are excellent, a broad range and includes world-renowned impressionist and post-impressionist work, 1930s surrealism and 20th century art. It's worth spending the day there.

ST FAGANS NATIONAL HISTORY MUSEUM

St Fagans
 Cardiff CF5 6XB
 T: +44 29 2057 3500
 W museumwales.ac.uk

The National History museum is one of the most popular tourist attractions. It's one of Europe's best open-air museums, no mean feat and for very good reason. In excess of 40 original historic buildings from an Iron Age Celtic village have been painstakingly re-erected including farms, a school, a row of →



Top: Gethin Woods Bike Park.
 Middle: Caws Cenarth Cheeses Brecon Food Festival. Bottom Left: Cardiff Central Library at night. Bottom Right: Mumbles Head lighthouse at sunrise from Bracelet Bay Gower Peninsula

ironworkers' houses and a chapel. This attraction provides an accurate lesson in traditional ways of life and craftsmanship.

MILLENNIUM STADIUM

Westgate Street

Cardiff CF10 1NS

T: +44 87 0013 8600

W: millenniumstadium.com

Asking for directions to the monolithic slate and steel structure of The Millennium Centre in Cardiff Bay would raise an eyebrow at the very least. The 72,500-capacity Millennium Stadium nicknamed The Armadillo due to its copper-coloured dome is unmissable. The centre hosts a huge range of concerts and performances in one main theatre and two smaller halls. Its close proximity to pubs, bars and restaurants make it a firm favourite, it's actually worth attending a match for.

FARMERS MARKET

The rise of Wales as a paradise for food lovers is reflected in the popularity of farmers' markets in Cardiff. There are four regular markets in → Cardiff, showcasing the best of Wales food and drink; three of the great markets around the city are Rhiwbina (Butcher's Arms, Fridays fortnightly); Roath (outside The Gate, Saturdays weekly); and Riverside (opposite the Millennium Stadium, Sundays weekly).

THE TAFF TRAIL

The Taff Trail, so called because it follows the course of the River Taff is a popular walking and cycle path. It runs for 55 miles between Cardiff Bay and Brecon making the most of the former rail routes, towpaths and tramways, allowing you to walk or cycle from Cardiff Bay through 2000 acres of parkland to the heart of the Brecon Beacons National Park. The trail is abundant in wildlife and beautiful mountain backdrops and perfect if you've overindulged at the farmers market.

A visit to South Wales would not be complete without a trip to Swansea which like Cardiff has a number of activities to keep one entertained.

THE LEISURE COMPLEX AKA THE LC

Oystermouth Road

Swansea

SA1 3ST

T: 01792 466500

W: thelcswansea.com

The LC is Wales' most visited paid for attraction; it houses Wales' largest Waterpark featuring a lazy river, the famous Masterblaster, a roller coaster type slide that as it's name suggests blasts fearless riders sat on rubber rings uphill on jetted water and leaves gravity to take →



care of the rest, not for the faint hearted, a 30ft climbing wall with 20 different climbing routes; 4 storey aquatic themed play area; multi-purpose double sports hall; Wales' largest gym; a spa and the Boardrider, Wales' first ever indoor surf simulator. The best thing is the location, a short stroll away from the main shopping area.

GLYNN VIVIAN ART GALLERY

Alexandra Rd
Swansea SA1 5DZ
T: 01792 516900
W: glynnviviangallery.org

The Glynn Vivian Art Gallery (founded in 1911) was closed for a period of 5 years while undergoing an extensive and expensive £6 million refurbishment. The gallery reopened in October 2016. This purpose built gallery houses an extensive collection of art to include works by the Old Masters.

SWANSEA CASTLE

8 Castle St
Swansea SA1 1DW
T: 01443 336000

W: cadw.gov.wales

No trip to Swansea would be complete without a trip to the castle. Henry de Beaumont founded the castle in -1107. The castle was subject to a number of attacks before finally falling in 1217. The castle now lays in ruins with only two blocks remaining but considering the history it is worth a visit.

THE GRAND THEATRE

Singleton St
Swansea SA1 3QJ
T: 01792 475715
W: swansea.gov.uk/swanseagrandtheatre

In contrast to most theatres the Grand offers a behind the scenes tour enabling those that attend to have an insight into the history of the theatre. On any given day there are performances, exhibitions and other live events an excellent way to spend the afternoon.



Top: View across lake to Caerphilly Castle.
 Bottom: Three Cliffs Bay Gower Peninsula





TO THE MANOR BORN

Teresa Barnett Samples Celtic hospitality, luxury and gastronomic excellence on day one of her trip to South Wales

CELTIC MANOR RESORT

Newport, Wales

By TERESA BARNETT



At Planet Golf Review we love a luxury spa resort; the fine dining, super soft towelling robes, grandiose staircases, body balancing massages and soul satiating spa treatments.

I imagined a country Manor House nestling in the beautiful Usk Valley as I travelled to the Celtic Manor Resort; it was therefore a surprise to see a grey brute of a building looming above the trees and looking down onto the M4 like the colossus of Newport. So far so unattractive and so imposing, but then it changes. Taking the lift from the underground car park to the lobby I am met by the concierge before being directed to the 6th floor where the Signature Collection suites are housed. This adult's only floor has a dedicated check-in and check-out for Signature Collection guests. In my suite there is a complementary bottle of wine and gourmet chocolates together with a selection of the most popular home, health and travel magazines.

Between the hours of 5-6pm Signature guests are treated to complementary prosecco in the exclusive Signature lounge and can →

also enjoy complimentary tea, coffee newspapers and magazines, best of all guests can indulge in some fine dining in one of the two stunning Signature restaurants, Steak on Six and Epicure by Richard Davies.

The Y shaped atrium is well designed and the suites with their marble bathrooms are exquisitely decorated, they have to my delight managed to merge traditional country chic with modern living whilst retaining a homely feel.

Celtic Manor is a luxury resort most notable for its three golf courses, the Twenty Ten, Montgomerie and Roman Road. This resort has played host to the 2010 Ryder Cup followed by the NATO summit in 2014 along with the celebrities such as Beyonce and the former POTUS, Barack Obama. The essence of golf is delicately hinted at throughout the hotel but golf widows and golf orphans need not despair, the Celtic Manor has something for everyone. Set in 2,000 acres of panoramic parkland in the beautiful Usk Valley children of all ages are kept amused and thankfully quiet with a range of activities to include crossbow, forest jump, laser combat, archery not to mention adventure golf. There is also a crèche and the Evergreen Nannies service for the younger guests.

FORUM SIGNATURE SPA

Men are well catered for and I leave the editor to play a round of golf while I take a short stroll downstairs and indulge in a Forum Signature massage; this is a simple massage using effective Swedish techniques and Elemis products. Under the expert hands of Corinne, my masseuse, I'm transformed from stressed lawyer to zen butterfly in minutes I knew my massage was over when Corinne lightly tapped me awake, to my enduring shame I had fallen asleep.

There is a well-equipped health club to work off the previous evenings excesses and an indoor pool complete with a night sky effect ceiling. I had great intentions but was simply too lazy to exercise. For the more active there is a daily programme of classes.

With three championship golf courses, a spa and new Scandinavian lodges complete with outdoor hot tub and sauna, the Celtic Manor Resort has all bases covered.

Resort Leisure Facilities

3 Championship Golf Courses
 Golf Teaching Academy and Pro Shops
 2 Spas, Health Clubs and Swimming Pools
 6 Restaurants and Bars
 Forest Jump Ropes Adventure, Adventure Golf and Laser Combat
 Fishing and Shooting
 Mountain Biking and Walking Trails
 Tennis Courts

Celtic Manor

Coldra Woods, The Usk Valley
Newport NP18 1HQ, WalesDarrow
T: +44 (0)1633 410 262
W: celtic-manor.com



Top and bottom right: The Forum Signature Spa. Bottom left: Perfect steaks at the Steak at Six restaurant





THE GREAT HOUSE

Bridgend, Wales

By **TERESA BARNETT**

PERFECT VISION

Teresa Barnett Discovers how two peoples vision brought a ruin back from the brink of collapse to become a perfect place to stay and an award-winning restaurant

Top: The Great House wonderful garden.
 Right: The award winning Tommy Heaney Restaurant



At the 3* Great House you're greeted with a 5* welcome by Karen, the General Manager. The accommodation is in two separate areas; the Great House itself and across the car park there are 4 rooms in the former coach house three of which are imaginatively named Left, Middle and Right.

As a grade II listed building The Great House comes with great history; originally built in the 15th century the property is rumoured to have been a gift from Queen Elizabeth I to the Earl of Leicester, Robert Dudley.

The building has been lovingly restored from the derelict disaster they purchased in 1985, we were shown photographs of the property prior to the renovation and the transformation is remarkable, original features have been restored to include flagstone floors, inglenook fireplaces and oak beams, the mullioned windows contribute a quaintness to this establishment resulting in this ambitious undertaking now being a snug refuge from the world.

No two rooms are furnished alike but mine boasted a decent sized en suite bathroom, king sized bed, fluffy towelling robes and luxury toiletries.

The Great House is the type of hotel that would appeal to those after →



Left: Another view of the garden with the
marque. Above Top and bottom interior
design of two of the rooms

a warm welcome, attentive staff, good quality sensibly priced rooms and a dose of history. The main draw however is the food; Leicester’s Restaurant, winner of the Hotel Restaurant of the Year for Wales 2016 is worth the drive from London alone.

“Marmite butter changed my life” so exclaimed Charlotte our waitress for the evening at Leicester’s Restaurant. James Mason, a lover of marmite was happy to thickly spread his homemade bread with marmite butter. I am not a marmite aficionado but I showed willing and spread a thin layer across my bread, I wish I hadn’t, I know what I like and yeast outside of its use to ferment bread is not for me. However, the oval shaped scoop of butter spread as softly as double cream; the texture could not be faulted. For homemade bread and homemade butter these chefs deserve high praise indeed.

The menu, under the control of Head Chef Tommy Heaney, is full of

locally sourced ingredients. James ordered the BBQ Welsh lamb, braised shoulder, burnt alliums, watercress cracked wheat, mint, goats curd. Going by the empty plate he certainly had no complaints.

I ordered the Gressingham duck leg croquette, celeriac rosti, carrots, orange and puffed rice miso. The celeriac rosti and puffed miso rice was a fragrant accompaniment.

These delicious natural ingredients were married in the correct proportions and despite my initial reservations upon ordering they did not challenge my palate in an unpleasant way. This was seasonal food at its sexiest best.

I should really have stopped there but I continued to indulge myself and finished with a proper portion of sticky toffee pudding, butterscotch banana and homemade vanilla ice cream. I then returned to my room to contemplate my expanding waistline.

Tommy Heaney will be competing in Great British Menu 2017, I would wish him luck but this chef does not need it.

The Great House
High St
Laleston
Bridgend
CF32 0HP
T: +44 (0) 1656 657644
W: great-house-laleston.co.uk

BEHIND THE VALE

Working in an office where long hours are the norm, making the most of a weekend or a couple of days away is paramount **Teresa Barnett** finds out what the Vale Resort has to offer for those that just need to relax and unwind



THE VALE RESORT

Hensol, Wales

By **TERESA BARNETT**

As a writer and a lawyer I spend an inordinate amount of time in front of a PC, laptop or tablet, I was therefore grateful to check into my room at the Vale Resort & Spa. This impressive resort doubles as the training ground for the Cardiff Blues.

Upon entering my room I mentally congratulate myself on a resort well chosen as I spot my balcony with wrought iron furniture for me to soak up the beautiful Welsh day. The décor is perfect and the chrome metal bed frame gives the room a stylish twist with its cream with earth tone accents of brown and green, however it's the bathroom that gives my room the biggest wow factor with its grey stone tiling and double stand-alone bath on a raised platform.

A meticulous inspection turned up nothing untoward and feeling like an entrant on "four in a bed" I head to the Grill for dinner. As with all good restaurants there was the option to choose from the à la carte menu but I decided to let the chef choose his specialties – well except for the desert that was always going to be the cheesecake!!

My starter of salmon hash brown with hollandaise sauce turns out to be a surprisingly delicious appetiser and the presentation is a work of art. My friendly waitress brings the next dish to the table and it's the trio of Welsh lamb cooked to perfection.

→



Above: The Vale resort has all the facilities you need if you want to relax or burn off that excess energy.

Below: The view from my room, perfect for watching the sunset over the golf course and surrounding hills.

A stay at a spa hotel would not be complete without a trip to the spa; stepping into the cool reception was immediately soothing, the epitome of tranquility. Having selected the very best of the facials I settled down to enjoy a gentle hot stone back massage. My face was subjected to a double cleanse followed by a warm melting alginate mask to help iron out wrinkles, tighten my skin and increase its elasticity. A luxurious lifting massage to strengthen, tone an iced blend to reduce puffiness and cold stone therapy almost completed my treatment. After an application of Temple Spa Skin Truffle, which works by mimicking the endorphin effect on the complexion, my experience was over.

This is not a cheap treatment by any means at £75 for 85 minutes but then luxuries rarely are, that is why they are luxuries. I'm still young enough just about to go out make up free but this facial will leave you bouncing out with the confidence of a dewy skinned teenager.

The Vale Resort
Hensol Park
Hensol
CF72 8JY
T: +44 (0) 1443 667800
W: vale-hotel.com





MORGANS

Swansea, Wales

By TERESA BARNETT



LOVERS ROCK

Not many hotels can boost the history of Morgans, and the interior design of this boutique hotel with its high ceilings and cathedral like windows is breath-taking **Teresa Barnett** discovers the perfect hotel for lovers

Above: The historic architecture and entrance to the hotel.
Above right: One of the beautifully appointed individually decorated rooms

Morgans, a 20 bedroom boutique hotel created out of Swansea's great nautical past sits in the heart of the city. It opened in 2002 with great fanfare; it was awarded four stars by the Wales Tourist Board. Morgans originally housed the Associated British Ports Authority, and is therefore steeped in maritime history. After a swift check in I am shown to my room, The Zeta. The ceilings are high and my king size bed sits between two very large arched windows with a mirror perched behind it. I learned that the high-windowed bedrooms take the name of ships that were registered or built in Swansea in the last century. The Zeta, used to carry copper from South America to Swansea Docks but other ships sailed to Valparaiso in Chile and Newfoundland.

The décor is earthy with the cream walls and brown furnishings and polished wood floorboards. The bathroom continues with the stunning high ceilings and stone tiles. Continuing the couple theme is a risqué double shower and a dual vanity.

The owners have done a wonderful job in converting this old Harbour Trust Building into a hotel retaining the original staircase and the →



cathedral like arched windows, wooden flooring, high ceilings and the grand pillars throughout the building have been preserved and give the hotel its elegance.

Each bedroom has its own unique style, all of which feature LCD TV's, dvd and cd players, wireless internet, mini bars, a safe, trouser presses and hairdryers. The beds are spread with Egyptian cotton and the suede curtains enhance the beautifully proportioned windows. A refurbished regency townhouse is situated opposite the hotel in the heart of the maritime quarter, next to the Dylan Tomas museum and the River Tawe and like the main hotel each room has its own unique styling.

Many of the original art nouveau touches have survived, the light fittings, pillars, wooden floors and stained-glass windows in the cupola above the original staircase depicting points of the compass. I make my way to Morgans bar and the combination of the original architecture and modern fittings carries through the elegance of the rooms. It's worth lounging in the bar in one of its deep large leather sofas with the daily papers, a cup of tea and a Welsh cake or any cake in fact.

There is also Morgans restaurant which is accessed through the upbeat Champagne Bar, a place to see and be seen with its glass roofed atrium and bespoke champagne tables. We decided to eat in the cafe bar, the menu is full of modern European dishes and after a long day tapas and a glass of red wine went down well.

Somerset Place
SA1 1RR
Swansea
Wales
T: +44 (0)1792 484848
W: morganshotel.co.uk

ST PIERRE HOTEL AND COUNTRY CLUB

Chepstow, Wales
By TERESA BARNETT



GHOST BUSTER

Can a fourteenth century manor house with its resident ghost, offer the warmth and luxury the modern day traveller expects **Teresa Barnett** finds out

Set in 400 acres of vibrant green parkland lies a 14th Century Manor House that is now the 4 star St Pierre Marriott Hotel; a wonderfully historic but fully functioning building. St Pierre's church sits alongside the hotel which you reach through a 16th-century gatehouse that brings you into a courtyard of cottages and then through to the magnificent entrance. The décor is rich in colour, think deep purples and woods and after a swift check-in, I am on my way to one of the cottages.

On entering the room you can see it's been refurbished it has a contemporary but rustic feel to it, with its large king size bed, flat screen TV and desk. The bathroom has a shower/bath and again has a modern feel with stone tiling and a beautiful marbled green standing sink that has been built in. There is complementary WIFI in the room and throughout the hotel. There are two restaurants – the Welsh inspired Morgan's and Zest – the Trophy bar and there are five room options to choose from. Add to that two golf courses, gym, swimming pool, whirlpool, children's pool, sauna, tennis, jogging and fitness trails and St Pierre becomes →

Above Left: The richly appointed reception and foyer Above: The wonderful view from my room in the courtyard.



Left: Rich tapestry, dark woods and perfect ambient lighting at Morgan's restaurant. Right: The contrasting modern decor of the Zest Restaurant.



everything you want it to be, from a relaxing weekend to a full on fitness and wellness week away. Thankfully the resident ghost of the “laughing Gardner” decided not to haunt me during my stay. I heard laughter but it was all mine.

THE SPA AT ST PIERRE

After filling in my medical history form Emma takes me to one of the three treatment rooms which was subtly lit, with relaxing background music. Emma explained the stages of the Decléor facial to me as we went along; it consists of a back massage with hot stones and an arms and face massage with treatments – according to the brochure this will leave my skin re-energised, rejuvenated, clearer and fresher, bold claims I think.

Emma expertly starts on my back with the hot stones, it's the second consecutive day I have had this part of the treatment and believe me I could do this everyday it feels so good. Once my back, arms and neck are done, Emma asks me to turn over so she can get to work on my face.

Following a double cleanse, Emma went to work using Decléor's Essential cleansing milk, a paraben-free formula contains Neroli Essential Oil to protect, repair and fight dehydration, Essential tonifying lotion. This paraben-free toner contains Ylang Ylang Essential Oil to help purify and balance the skin and Papaya Extract with its exfoliating properties helps to refine the skin, perfect for my combination skin. Aromessence Ylang Ylang, Velvet mattifying fluid. The treatment ended with a skin scrub gel and Soothing fluid. A warm pack was placed across my eyes and I was told to relax while she went to get me a glass of water. The following day I notice my skin is plumper and less oily, this is a facial worth having after a long week in the city.

St Pierre Hotel and Country Club

St Pierre Park

Chepstow

NP16 6YA

T: +44 (0) 1291 625261

W: marriott.com/hotels

FOOTPRINTS IN TIME

South Wales has seen some epic golf, from the 2010 Ryder Cup matches, Bernhard Langer winning the Senior Open Championship by thirteen shots and Nicolas Colsaerts longest ever European Tour drive at 447-yard drive. James Mason walks in the footsteps of some of golfs giants

TWENTY TEN COURSE

Stepping onto the first tee I can't help but be reminded of the Ryder Cup, especially as the hoardings around the first tee are still in place. With the crowd roaring in my imagination I take the tiger line down the left and just clear the bunkers.

It is early May and the course is in immaculate condition, they certainly know how to sculpture and present the course. The first plays down wind and I only have a wedge in. The greens are firm and its one pitch and through the back but I make the up and down for par and walk to the second all square! Yes, if you are European its match play all the way, if you are playing alone you have an imaginary opponent be it Rickie Fowler or Hunter Mahan, my opponent for the day – oh yes it's that match!!

The fifth is a beautiful little dogleg right that has a brook protecting the front of the green and the small white cottage in the background to the left of the green adds the right amount of charm to proceedings.

The sixth hole brings you down onto the original course but this track has come a long way since it was the Wentwood Hills and this risk and reward par 4 has Ryder Cup match-play written all over it.

The back nine starts with a 210-yard, par 3 from the back tees and starts a run of holes that are both memorable – because of that final day coming to mind – but with water coming into play from the 11th to the 15th holes position and strategy are the keys. The 15th is memorable because it's the hole that a lot of the professionals tried to drive during the Ryder Cup and successive Welsh Open championships – there is talk about moving the tee lower but I think this would be a big mistake, I believe it would be wiser to cut the grass to speed up play.

What can I say about the 16th and 17th holes that has not already been said before, in a European's golfer's eye they will always be known as the McDowell holes and as I get to the green I am already looking to see the spot where THAT putt started. The 17th where the cup was won and those memories of the players being engulfed bring a smile to my face.

The 18th brings the whole course to a fitting finale and to see Nicholas Colsaerts plaque at 445-yards for his drive brings memories of that Welsh Open flooding back. The twenty →

Right: The tough par 4, 14th hole.

Below: The driveable 15th hole.

VIDEO 

IF YOU ARE PLAYING ALONE YOU HAVE AN
 IMAGINARY OPPONENT BE IT RICKIE FOWLER OR
 HUNTER MAHAN, MY OPPONENT FOR THE DAY –
 OH YES IT'S THAT MATCH!!



ten course at Celtic Manor isn't just a game of golf it's a pilgrimage, it is about walking in the same footsteps as your heros on that rained sodden weekend back in October 2010. As I hole my putt on the 18th – an up and down from the back bunker – I salute the imaginary crowd on the balcony, you can't buy those memories, but you can certainly relive them again and I am glad I had the opportunity to do so.

ROYAL PORTHCAWL

As I drive through the gates, memories of the first time I played here come flooding back and luckily for me it's another beautiful day, I can imagine this course being treacherous when the wind blows – it's tough enough on a calm day.

A quick look round the clubhouse – which I did not have the chance to do on my first visit and is something I would recommend, the

Below: Looking back down the 2nd hole with the clubhouse in the background

VIDEO 

history and trophies on display are magnificent – I am on the first tee driver in hand and smash one at the right hand bunker and let it roll back into the middle of the fairway.

It's a nice start to ease you into the course, but believe me Bernard Langer will not be tearing this course up like he did back in 2014 for this years Senior Open Championship. Looking at how they are shaping the fairways they are going to look like slivers of green between gorse, fescue, flora and fauna.

Its May and by the time those boys get here in late July, well let's just say Bernard will have to be at the pinnacle of his game to get anywhere near the 18-under par he was when taking the title here on his last outing – although Mr Langer was on another planet that week when his nearest rival, Colin Montgomerie, was a staggering 13-shots behind.

The 4th brings up the first of the par 3s and is guarded by two very deep bunkers that will catch anything short and pot bunkers that hide in the mounding to the right of the green.

One of my favourite holes is the par 5, 5th hole that has a fairly wide fairway with a bunker in the middle of it, placed in the landing zone. The second shot is played up the hill to a long narrow green that has three tiers and sits inside the mounding that surrounds it.


Another great par 4 brings you to the second par 3 on the front nine it is only 122-yards but surrounded by bunkers, it's a tough hole and if you miss the dance floor here you could be raking up a very big number. The 8th hole sees you heading back to the sea and the tee shot on the 9th – which is played from an elevated tee – is a wonderful hole where you play your second shot to a green that sits above you. It's

the bunkers down the left you have to be wary of when hitting your tee shot as everything slopes towards them.

The back nine starts with another great driving hole from an elevated tee that looks out to sea and on a day like today it really is a beautiful sight. The 11th and 14th are both tough par 3s if you miss the green, with their numerous pot bunkers as their defence. The 15th and 16th holes are stroke index three and one respectively and take you to the courses fitting finale. A good tee shot will set you up nicely to a green that sits below you with the backdrop of the Irish Sea, it's a beautiful finishing hole and one that I enjoy. It also brings with it a tinge of sadness as it's the last hole, I know many years will pass before I have the pleasure of teeing it up here again; believe me it truly has been a pleasure. →



BERNARD WILL HAVE TO BE AT THE PINNACLE OF HIS GAME TO GET ANYWHERE NEAR THE 18-UNDER PAR HE WAS WHEN TAKING THE TITLE HERE ON HIS LAST OUTING



Above: Shadows at the 3rd hole. Left: Looking down on the tough par 3, 8th hole. Below Left: The 18th green with the hotel as a backdrop. Right: 12th the Lakes course signature hole.

VIDEO 

THE VALE RESORT LAKES COURSE

After a warm up on the range – which is right next to the pro shop – I head to the first tee with Director of Golf, Clive Coombs, which to my surprise is a downhill par 3, there are not many courses that start with a par 3, Royal Lytham St Annes and Southport & Ainsdale suddenly spring to mind. I am questioning whether this is going to be as tough as those courses. An initial look at the card showing 6.400-yards from the tips you wouldn't have thought so.

With the wind slightly into us I hit 4-iron which lands on the front of the green but rolls onto the back fringe.

From the back tees the 2nd plays through a funnel of trees and you need to get a good drive away to make the corner so you get a good look at the green and a possible birdie or even eagle chance which I think maybe needed with that tough par 3 start.

The 3rd brings up another par 3 which is

followed by the hardest hole on the course a tough par 4. The 6th and 7th holes are back-to-back par 5s the last of which is played on a fairway that slopes right to left with your second/third shot – depending how brave/stupid you are – to a long narrow green that is 42-yards deep with a gap about as wide as a single track road – slight over exaggeration – but believe me its narrow. I turn to Clive and ask what the course record is, as of May 2017 its 65. I didn't think it would be much lower as this course is no walk over, indeed I am told if you get through the first five to seven holes in a couple over par you are doing well.

The downhill par 3 8th is a spectacular hole and plays from an elevated tee to a very big green and if the pin position is back then water could come into play if you go long or left. The front nine comes to a close with a beautifully designed par 4 that is played to an island green →



I AM TOLD IF YOU GET
 THROUGH THE FIRST FIVE TO
 SEVEN HOLES IN A COUPLE OVER
 PAR YOU ARE DOING WELL.

and if you look to your right you can see the 18th which is a similar designed island green but a par 5, but more of that later.

The back nine opens with a gentle par 3 of only 124-yards after being reduced down from 180-yards. The Lakes course puts a premium on course strategy and putting your ball in the right areas and the 11th and 12th holes are prime examples of this with an avenue of trees on the 11th and a bunker in the landing zone hybrid is as much club as you need and the same for the course's signature hole the 12th where you have to make sure you are past the trees on the left but between the large bunker on the right to be able to see all of this island green. There is a new risk and reward option on the 15th hole where they have cut some trees down to give you an option of going for the green with your driver or 3-wood.

The 16th is played from elevated tee and

rightly holds the position of being the second hardest hole on the course and you will need a long drive so you can see the green that is protected at the front by a couple of bunkers.

The 18th is all risk and reward for the bigger hitters out there, a good drive over the trees on the left to cut part of the dogleg off, will give you the option of being able to go for the green, but being an island green with no bail out, its all or nothing, but no matter what way you choose to play the hole it's a stunning finish and with the hotel as its backdrop and people watching from their balconies its hero or villain time.

As we shake hands on a beautiful Welsh sunny day and walk off the green I realise I've hit every club in my bag, that tells me that I have played a course that has tested every part of my game, all fourteen clubs and my brain; courses like this are few and far between.

Below and Right:
The wonderful
design of Machynys
Peninsula with
its many water
hazards and fescue
grasses.

VIDEO



I NEED TO BE ON MY GAME TO SCORE WELL.
THE LAND IS RECLAIMED SWAMPLAND THAT
SITS BY THE LOUGHOR ESTUARY AND THE
COURSE SITS PERFECTLY.

MACHYNYS PENINSULA GOLF CLUB

I turn off the main road and enter the estate through the gates I already know I am in for a special day, the sun is out again, the practice facilities are all what you would expect them to be and after a bit of wedge practice on the chipping green and some looseners on the range I am off to the first tee.

I meet up with Emyr and Steve two local lads who are off work for a day's golf and we team up, three good tees shots gets us all off to a fine start and I make the green with my wedge, but as I approach the hole I notice the many green complexes and the run off areas if you miss the green.

The course is a Nicklaus design and the 190-yard par 3 second from the tips over water shows that I need to be on my game to score well. The land is reclaimed swampland that sits by the Loughor Estuary and the course sits perfectly.

The greens have been recently hollow-tine and aerated but they still putt well and hold a well struck ball. As I reach the fourth hole Emyr informs me to make sure I leave myself short of the stream that runs across the fairway, it really is a well designed hole with a fairway bunker sat right in the landing zone to navigate as well. But it's the greens that fascinate me, when the greens have been cut the pins can be put in some treacherous positions and with all these run-off areas making par could be a good score.

The stream from the 4th hole wraps itself around the 5th green so anything short and you will be taking a drop. The 7th is another tough little par 3 again partly played over water depending on the teeing option you choose to play from. The back nine comes to a close with a great par 4 played back towards the clubhouse with water running down the right of the fairway and up to the green.

The back nine starts with another well design hole and the par 3, 11th hole with water to the left is a wonderful hole. If you get a chance play the 12th from the back tee that sits just behind the 11th green across the water, it makes it a tough hole but not only is it an aesthetically pleasing hole from that tee, I think it makes it slightly easier to play. The 14th starts the run of holes home and although the 16th are the photos you will see on the clubs website, I think the 14th is a better golf hole with the estuary running down your right and five fairway bunkers to navigate before getting to a green with those run-offs →



Left: Anything long or right at the 17th and you will be in water!

and multiple green complexes, it really is a great hole so too is the 15th which is played towards the clubhouse.

The 18th is a fitting finale to the course and when played from the back tee there is a lot of water to carry, the bigger hitters can have a crack at this in two but a chip and putt birdie is always good to finish a round with.

If you are visiting South Wales on a golf tour I would certainly recommend you put Machynys Peninsula on your playing itinerary and when the sun is high in the sky like it was today you can sit back with a cold drink on the balcony of the clubhouse reflecting on what a great day's golf you've had. Thanks to Steve and Emyr, their match-play banter and a well designed course, I had yet another fantastic day.

ST PIERRE OLD COURSE

It's the last day of my tour of South Wales and what better way to finish than on The Old course at St Pierre which was originally designed by C.K. Cotton in 1962 subsequently going through a redesign/remoulding in 2008 which was undertaken by Ross McMurray.

The sun may not be out today but as I make my way to the first tee – after warming up at the academy and a bit of chipping practice on the dedicated green – it is a warm pleasant day

THERE ARE TWO TALL TREES THAT BLOCK THE APPROACH SO ANYONE GOING FOR THE GREEN IN TWO IS AT THE MERCY OF THE 10% WOOD IN THOSE TREES!



and after a few words with the starter I crack one down the middle. It's a gentle start to the course at 574-yards but if you plot your way down the fairway you can leave yourself with a chip and putt birdie chance. There are two tall trees that block the approach so anyone going for the green in two is at the mercy of the 10% wood in those trees!

Something I noticed on the first and as I approach the second I can see it is going to be a feature of the course is the run off areas to the raised greens with the course meandering through tall oaks trees it can be set up to be a very tough track.

The 3rd hole is a par 3 but it is when you reach the green you begin to appreciate where the course has been located, as you can see right across Monmouth and out to the Severn estuary it's a beautiful site and one that is repeated on the impressive 5th hole which is a beautiful par 4 and your second shot is played across a →

Below: There are not many courses that have a par 3 finishing hole.

VIDEO

small valley to a raised green. The 6th is another impressive par 3 with stunning views looking in the other direction. And from the very back tee the 7th is a stunning par 5 played through trees to a manicured fairway that doglegs to the right and heads back uphill.

The back nine starts with another visually impressive hole where you play your tee shot towards the bunker on the right of the fairway and the ball will roll back down the gently sloping right to left fairway, but it's the design of the green that gives the hole its visual appeal, sat below you with the lake to the left and behind and with only a half wedge as your second shot it's a great hole to get the back nine underway.

I am enjoying the way the course wanders through the trees but miss the fairways here and

there are a lot of nettles making it impossible to go ball hunting. As I progress through the round I think visually the back nine has the edge with more water visible but not really in play well unless you go long at both the 15th and 17th greens which sit right out on the water and look visually stunning.

The 18th is unusual as it's a par 3 finish which is played from an elevated tee and when professional golf tournaments were played here I remember bright flowers on the bank of the tees spelling out the resorts name and it always made for a great finish and at 236-yards it's a tough finish, but the perfect end to what has been a great course and fantastic weeks golf played on some very different courses each offering their own unique challenges.

The beautiful vista from the 5th green looking across to the Severn estuary



I AM ENJOYING THE WAY THE COURSE WANDERS THROUGH THE TREES BUT MISS THE FAIRWAYS HERE AND THERE ARE A LOT OF NETTLES MAKING IT IMPOSSIBLE TO GO BALL HUNTING.

JOURNEY PLANNER

WHERE TO PLAY CELTIC MANOR

Twenty Ten Course
T: +44 (0) 1633 413000
W: celtic-manor.com

Royal Porthcawl GC
T: +44 (0) 1656 782251
W: royalporthcawl.com

THE VALE
The Lakes Course
T: +44 (0) 1443 665899
W: vale-hotel.com

Machynys Peninsula GC
T: +44 (0) 1554 744888
W: machynys.com

ST PIERRE RESORT
Old Course
T: +44 (0) 1291 635205
W: marriott.com

WHERE TO STAY
Celtic Manor
T: +44 (0) 1633 413000
W: celtic-manor.com

The Great House
T: +44 (0) 1656 657644
W: great-house-laleston.co.uk

The Vale Resort
T: +44 (0) 1443 667800
W: vale-hotel.com

Morgans Hotel
T: +44 (0) 1792 484848
W: morganshotel.co.uk

St Pierre Resort
T: +44 (0) 1291 625261
W: marriott.com

Our landscapes are alive with nature and adventure. Our culture is alive with imagination. Wales is a land of grand mountains and big skies, fringed with a dramatic coastline.

This is Royal Porthcawl, one of our finest links courses, where the legends of golf compete in the Senior Open Championship in July 2017.



of Links and of Legends



For more information on golf in Wales go to visitwales.com/golf



39
MIZUNO JPX900
3-WOOD AND HYBRID



EQUIPMENT

REVIEW



41 TAYLORMADE
M2 DRIVER



44
MACGREGOR
RESPONSE DT



46 EVNROLL ER6 iROLL



IT'S A LONG STORY

INCLUDING SLIDING WEIGHTS, ADJUSTABLE FACE ANGLE AND THE NEW SPEEDER EVOLUTION 2 SHAFT AS STANDARD.



#NOTHINGFEELSLIKEAMIZUNO

Find your nearest Mizuno Fitting Centre at golf.mizuno-europe.com

THE JPX900 DRIVER

Fast Track system with two 8 gram weights for flight control

JPX900 FAIRWAY WOOD

Fast Track system & Shockwave sole



TANGARINE DREAMS

The tangerine coloured shaft and matt blue finish give the JPX900 series a stunning look, but how well do the 3-wood and hybrid perform when put to the test? James Mason finds out when he puts them through their paces in Louisiana and South Wales



If you read the last issue you will know I put the JPX900 driver to the test in St Kitts and Nevis back in February and now it was the turn of the 3-wood and hybrid for the two weeks of testing in Louisiana and South Wales.

TECHNOLOGY

Both the fairway wood and hybrid use the Shockwave sole technology which contracts on impact and then expands back into shape releasing all that energy back into the ball for added distance.

Both clubs also use the Quick Switch system and are adjustable by 4° and come with the Fujikura speeder evolution 2 shaft as standard.

The fairway woods and hybrids have a low profile design and sit behind the ball →

Left: The Quick switch technology that is used on both the 3-wood and hybrid.



Face and Crown views of the JPX900 3-wood (Left) and the hybrid (Right) Far right: Hybrid lineup.



The adjustable 15g weight track on the sole of the JPX900 3-wood, gives you the option of a higher or lower ball flight.

perfectly and with the shockwave sole and the extra mass being put low in the clubhead all help with forgiveness and achieving a higher launch angle.

FAIRWAY WOOD

Like the JPX900 driver the fairway wood comes with an adjustable 15g weight that can be moved to any point on the centrally located fast-track system on the sole of the club putting spin rates in your hands. If you prefer a higher launch, higher spinning ball you move it to the back. If you want a lower spinning ball with a lower penetrating ball flight you move the weight to the front.

HYBRID

A lot of players with faster swing speeds find that they have a problem hooking the ball with hybrid clubs, Mizuno have designed the JPX900 hybrid so it's a little shorter and flatter, which makes it easier to hit for better players.

CONCLUSION

I was slightly miffed that I didn't get to test the orange Fujikura Speeder evolution 2 shaft mainly because it looked cool, but the Fujikura Six shaft from a strike point of view was just as good with its mid-high trajectory ball flight.

What I did like about both clubs was the acoustics at impact, you can hear the ball crush out of the middle of the face. The Fujikura Six shaft certainly produces a penetrating but high ball flight and with the low profile design both clubs sat behind the ball beautifully, inspiring confidence.

Several of my playing partners across both testing's commented on how they liked the way the club sat behind the ball and the design of the head, but the stand out for everyone is that matt blue finish, it really is a winner.

Mizuno have always been known for their forged irons, but the JPX900 woods with all the technology and design are now

right up there with the irons and you need to make sure you put them on your testing list when making your next decision to buy.

CLUB TESTED

Mizuno JPX900 3-Wood

SHAFT Fujikura Six

FLEX Stiff

LOFT 15°

LOFT TESTED -2°

WEIGHT TESTED Back

RRP £279 / €349 / \$300

CLUB TESTED

Mizuno JPX900 Hybrid

SHAFT Fujikura Six

FLEX Stiff

LOFT 16°

LOFT TESTED -1°

RRP £219 / €249 / \$279

VIDEO

TaylorMade have introduced their Geocoustic technology into the 2017 version of the M2 driver. James Mason finds out what this all means for you, when he puts the driver to the test on two continents.

I have been looking forward to testing the 2017 M Range of TaylorMade woods and with Rory deciding he would be signing up with TaylorMade made me more interested as he has been testing them for the several months. →

TUNED UP & DIALLED IN



TECHNOLOGY

There are several new technologies working in the 2017 M2 Driver, the speed pocket is now 3x more flexible than the original M2 driver, which means at impact when the ball crushes against the face and releases back into shape it puts more energy and power into the ball.

But it's the sunken part of the sole that you will notice most and this is where TaylorMade's Geocoustic technology comes into play. You will notice that the sunken section has a matt black finish, this is the ultra light, lower density 9-1-1 titanium which not only gives the M2 Driver a great sound at impact but combined with the 6-layer carbon composite crown and sound ribs have allowed for 25g of mass to be relocated low and back in the sole of the club.

In essence, TaylorMade have increased the overall inertia of the 2017 M2 driver, while keeping a low centre of gravity giving you a high penetrating ball flight, a more aerodynamic club head and best of all more distance and forgiveness.

The M2 also incorporates a new 4° aluminium loft hosel that has 12 easily adjustable settings and is fitted with a Fujikura Pro XLR8 56 shaft as standard.

CLUB TESTED VIDEO

TaylorMade M2 Driver

SHAFT Fujikura Pro XLR8 56

FLEX Stiff

LOFT 9.5°

LOFT POSITION STD

RRP £369 / €449 / \$400



Above: Speed slot and Geocoustic view. Left: Carbon composite crown. Bottom Right: Face view.



CONCLUSION

Playing the driver over ten different courses both in South Wales and Louisiana gave me a great insight into how the driver coped in various playing conditions and different types of courses from the links of Wales to the manicured inland courses of Louisiana.

I don't miss too many fairways but the forgiveness on the M2 gave rise to several comments of "Doesn't hitting every fairway get boring" which obviously brought a smile to my face. The sound and feel at impact is incredible and during both weeks of testing my confidence grew with each fairway I hit.

If you are looking for a driver that doesn't have too many bells and whistles but has all the technology built in and just a simple adjustment for loft then I would make sure you put the M2 driver on your testing list before you make your final purchase, believe me you will be glad you did.



Top 100 *golf courses*



Royal Troon (Old) - Ayrshire & Arran, Scotland

RETURN OF THE MAC

One of the great golf club manufacturers is trying to make a comeback into the equipment market and James Mason takes Macgregor's new wedge offering with him to Louisiana, South Wales and Alabama.

When I first opened the box that the MacGregor Response DT wedges came in I had mixed feelings, I liked the matt black finish, but I did think the graphics were a bit over the top. →



Macgregor's black nickel and satin finish



Left: Close up of the face and deep grooves.
Below: Black Nickle sole.

Right: Sole and face of the Satin finish wedge option.



CLUB TESTED VIDEO

MacGregor Response DT Wedge

SHAFT MacGregor lightweight steel

LOFT 52° 56° 60°

BOUNCE 12°

RRP £39.99 / €45.50 / \$51.99

TECHNOLOGY

MacGregor have used some of the finest stainless steel to give the Response DT wedges a soft feel at impact which in turn gives you that instant feedback as the ball hits the face; the large grooves also help give this wedge system control, while optimising spin.

The wedges are a classic tear drop design, I tested the black nickel finished wedges but they also come in a satin finish with loft options being 52° 56° and 60°

CONCLUSION

Well the markings maybe a bit over the top, but the wedges certainly performed a lot better than I expected. They sit behind the ball perfectly at address and the matt black finish gave them a great look from that viewing prospective.

After a little tip from Gonzalo Fernández-Castaño at the Zurich Classic where he showed me how to use the bounce of the club a lot more, I just grew in confidence each time I was around the green and in the bunker.

The 60° wedge became my weapon of choice from 70-yards where I could hit a full swing shot and know it would stop dead. The 52° and 56° I used for all those little shots around the green from the short grass and out of the rough and they performed fantastically.

Everyone needs to be carrying a wedge system in their bags, I know how expensive that can be but the MacGregor Response DT system is not only affordable but performs right up there with some of the most expensive brands on the market.

If you are looking to buy a new set of wedges or purchasing a wedge system for the first time, make sure you give the MacGregor Response DT a test, your pocket and game will appreciate it.



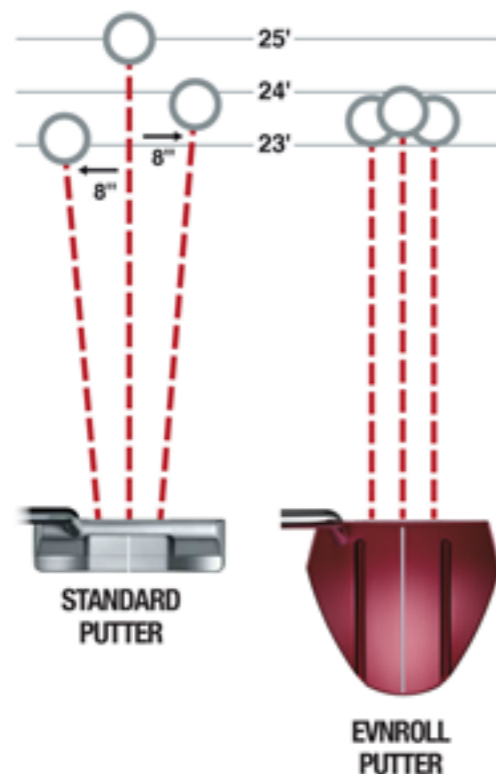
SWINGING THE LEAD

Evnroll combine an ancient marina's technology with Guerin Rife's advanced milled face design and produce a putter that is visually appealing with the perfect feel and balance. James Mason puts this match made in heaven to the test on a variety of greens both sides of the Atlantic.



If you read my feature of James Wood putting studio in the last issue of PGR Magazine you will recall he recommended trying a mallet style putter with a shaft that came more into my body so I could get over the putter more. He also said that a forward press before I make my putting stroke would help me get the ball rolling quicker. →

ABove: Address position with alignment aids



Above: Face view of the ER6 which now comes in the Red anodized and black versions.
Left: Graphic showing Evnrolls consistent length on miss hit putts



TECHNOLOGY

Known as the sweetest face in golf the Evnroll technology means no matter where on the face you hit the ball, it ends up going the same distance as if you hit it out of the sweet spot.

The head is red anodized 6061 aluminum, 100% CNC milled from a single billet that helps give each putter a solid strike, but it's the Guerin Rife design tapered grooves that help off centre strikes roll the same distance as strikes that come out of the middle of the club.

The mallet houses a weight inside the putter and can be adjusted if you prefer a heavier or lighter putter; the 35" putter uses a 105g weight, 34" putter uses a 120g weight and the 33" putter uses a 150g weight.

The shaft is a single bend mounted directly in the head and fits perfectly into your body helping you get your head over the ball.

The three alignment lines on the top of the putter together with two dots all help those that have trouble lining the ball up on putts.

CONCLUSION

I tested the 33" version of this putter so I could get over the ball more as James had suggested and the design of the shaft helped put my hands in the right position.

The design is great and I loved the way the head design is slightly back which also meant I didn't have to implement the forward press as James had suggested as it had already been incorporated into the head design.

I really enjoy putting with the EM6 once I had got used to the set-up, the sound off the face, the way the head sat behind the ball and the alignment graphics all added up to some well hold putts and you all know what its like, you build confidence in your stroke and you not only start to hole more putts but you start to eliminate the 3-putt which is what we all want to achieve.

I do prefer a blade but using the EM6 over the two weeks of testing and seeing how well I am holing out with it and more importantly cutting out those 3-putts I certainly recommend you get one of these wands in your hands soon.

CLUB TESTED VIDEO

CLUB USED Evnroll ER6 iRoll

ADJUSTABLE WEIGHT 150g

FACE LOFT 2°

GRIP Custom Winn ProX 1.18

SHAFT FST stepless chrome, .370" tip

RRP £300 / €341 / \$359



THE **SWEETEST** FACE IN GOLF™

Never miss hit another putt.

**Zero dispersion.
100% accuracy.**



NEW FOR 2017



Designed by Guerin Rife

evnroll.com





50 MELIA MELIA HACENDA & BUENAVISTA GOLF



VIEW.COM

STAY & PLAY

REVIEW



MELIÁ HACIENDA DEL CONDE & BUENAVISTA GOLF

Tenerife, Spain

By JAMES MASON and CHARMAINE HIBBERT

FEELS LIKE HEAVEN

Looking for that perfect combination of luxury treatments, massages, stunning golf course design, beautiful sunsets while enjoying mouth watering cuisine and wines?

James Mason and **Charmaine Hibbert** sojourn in Tenerife



Caption



Above: Aerial view of the Severiano "Seve" Ballesteros designed Buenavista course. Right: One of the many wonderful terraces at the Hacenda hotel

BUENAVISTA GOLF REVIEW



I must admit I had read a few features that have mentioned Buenavista Golf but none had jumped out at me and said you must play this course, as I am standing on the 10th tee which is my first today I am wondering why.

The course was designed by one of my favourite golfers of all time, Severiano Ballesteros, and as I look down from the elevated tee out to the Atlantic Ocean with the green perched on the rocks and the Pero Mountains to my left it's a fantastic sight. I can see some of the other holes from this position and I suddenly feel like a child in a sweet shop.

But let me put you back in sync and start from the 1st, a risk and reward par 5, Seve →

MELIA HACENDA HOTEL

The four-hour journey down from London to Tenerife was perfect, giving me time to catch up on some sleep. I have to wait for James to pick up his golf clubs and then we head through customs and meet our driver who informs us that the journey will take about an hour. As we head north along the coast road I find myself just glued to the window, it is a magnificent view and I am glad I took my rest on the plane.

The driver then tells us we are about to embark on the most scenic part of the journey and I am thinking this has got to be special and I am not wrong. As we ascend the roads leading through the mountains it's a spectacular journey, the highlight of it is the volcanic Mount Teide, which is the highest mountain in Spain.

As we descend down into the town of Buenavista del Norte there are more beautiful views of the sandy coastline and the glittering Atlantic Ocean. On my arrival I am lead to what is known as the *Levels check in*, customers who have →



Left: Looking down on the 9th and 18th green with the Atlantic Ocean as a backdrop. Right: The stunning Hacenda architecture at the IkkoBar, the perfect place to celebrate or relax with a nightcap





goes straight for the jugular, do you defend or attack? A good drive will leave you with around 240 yards to a green that is below you but raised. There is a stream running across the fairway just shy of the green that feeds into a pond that sits left and below the green. Anything short and left and you are in the water. I played down the middle and stick my wedge shot in tight for a kick in birdie, but there is an eagle start waiting there for the brave. It's a great start to the course.

The second is the first of six par 3s and four of them have the ocean as a backdrop, the 2nd is probably the weakest of the six but it is still a good little hole. The ocean and the mountains are ever present and offer a wonderful setting for the course, the front nine is known locally as the mountain nine and I would say is probably the more difficult nine in terms of scoring. →

Above: There are some great views from Buenavista's clubhouse. Below: The Atlantic Ocean is a constant backdrop as you make your way round the course



“The Lagoon pool on this level is an infinity pool and it looks amazing gazing out to the blue Atlantic Ocean”



Above: Beautiful interior design is a strong feature at the Meliá Hacienda del Conde this is one of the Levels Junior Suites. Left: Pure indulgence and more wonderful interior design in the YHI spa

booked a “Levels” stay not only have their own reception but access to snacks and drinks all day in a private section of the hotel, on top of that you will find gifts in your room each day and during my stay I was left a nice bottle of local red wine and a bottle of Cava to enjoy.

I am given my key but decline the escort to my room as I like to have a wander and find my own way. I am glad I didn't take the lift and took the outside stairs down to the next level which has one of the two restaurants and one of the two pools, The lagoon pool which is on two levels and an indoor pool. The Lagoon pool on this level is an infinity pool and it looks amazing gazing out to the blue Atlantic Ocean, later on I find →

Right: The Lagoon pool cascades down two levels and at night offers some wonderful views

Below top: The 15th green with the 13th and 10th greens in the background. Bottom: Sunsetting over the 11th green.



The back nine is the dramatic nine with the ocean being more prevalent and the elevated tees on the 10th and 13th holes are just perfect driving holes to watch your ball sail through the air as they head down towards the Atlantic and the tightly cut fairways below.

The course comes to a fitting finale with the par 3 15th which is played down hill with the waves crashing on the rocks just behind the green. It's another elevated tee measuring over 220-yards and is a great hole, but be careful of your clubbing it certainly doesn't play that yardage unless the wind is blowing.

16 and 17 are played along the cliffs above the ocean and just add to the crescendo factor of the course, in fact I think the 16th has to be one of my favourite holes if I was to pick one out on the back nine, it's another great driving hole but tight with the rocks on your left. The 18th gives you a chance to finish on a high and is another great risk and reward hole, but this time the pond with its fountain sits just in front of the green. →



“The back nine is the dramatic nine with the ocean being more prevalent and the elevated tees on the 10th and 13th holes are just perfect driving holes”

out it looks even better watching the sun go down over the edge of the pool.

On any trip I find the room is important and I always get a little nervous excitement when I put the key in the door. As I walk in the bathroom is on my left and is perfect with the shower and toilet each having its own glass door, there is a massive bath and an enormous mirror above the vanity.

The next door on my left leads to my own walk-in closet and the room itself is large with a bed I can sleep in at any angle, there is a section with a sofa, TV, mini bar and desk which leads on to my private balcony with stunning views out to the Ocean, I couldn't be happier right now.

There are two restuarants at the Melia Hacenda, one is a buffet style and the Salazar is an À la carte restuarant. I am sitting here at breakfast and my eggs

benedict has just been put in front of me while my bowl of delicious fresh fruits has just been taken away. The service and food are excellent in both restaurants.

Now while James is off playing golf it's time for me to work and I am off to the YHI spa which is two levels down from my room. As I enter the spa there is a small gym just off the main entrance and taking a look it seems well equipped, later I am informed by James that it has everything you need from treadmills, X-Trainer, bikes and free weights. There is also a fairly large indoor pool to relax round after your spa but with the weather being so nice I intend to park myself on a lounge next to that infinity pool just in ear shot of the bar!

I have booked the golfers massage – under strict instructions – and as I am lead by my masseuse Coré Hernandez →

I laid up again and went for the chip and putt birdie.

But as I place my putter back in my bag I wonder why no one has been shouting out about this course, are they trying to keep it a secret? Who knows, what I do know is that you should make sure you come and play here Seve has produced a gem of a course and I know you will love every minute of it.

Below: The perfect end to a wonderful few days golf, as the sunsets over the 15th at Buenavista Course

VIDEO 



Left top and below: Chilling at the YHI spa. Right: The Meliá Hacienda del Conde infinity pool.



“James was so impressed with my account of Coré’s battering of my body that he went off and booked a treatment for himself”

along a corridor with its perfect ambient lighting into a room that is playing relaxing music. I know it may not take long before I am drifting back to sleep. After making sure I am comfortable Coré uses Pevonia branded oils to start with but then it’s not long before I realise that I won’t be drifting off anywhere, no this petite lady with her beautiful hands was making every muscle in my legs, back and arms ache, but strangely enough in a way that once she had finished I felt alive and energised like I could swim 20 lengths of the pool. Coré informs me the oil she used is the recovery oil and it certainly does what it says on the box!

James was so impressed with my account of Coré’s battering of my body that he went off and booked a treatment for himself and told me to tell every golfer who stays here needs to make sure they book an appointment straight after a game in his words “awesome” was used in several sentences.

It turns out that the Melia Hacienda has it all for golfers and non-golfers and is the ideal getaway for a long weekend or the perfect holiday destination.



56 STUBURT



REVIEW

59 CLASSIC TOUR EVENT SPIKELESS



60 URBAN GRIP SPIKELESS



APPAREL

VIEW.COM



If you can't take the heat

TEMPERATURES IN LOUISIANA CAN GET PRETTY STEAMY AND STICKY DURING THE SUMMER, THE PERFECT PLACE TO SEE IF STUBURT'S 2017 APPAREL OFFERING CAN HANDLE THE HEAT AND HUMIDITY.

As we head into the summer months you will no doubt will be looking to purchase some proper performance apparel for the new season, with an eye on a weekend golf trip. I took some of the latest offerings from Stuburt with me to Louisiana.

TECHNOLOGY

URBAN FASHION POLO SHIRT

This 100% polyester pique polo comes in four colours and uses Stuburts high-level breathability material and DRI-back moisture transfer technology which wickers sweat from inside the shirt and pushes it to the outside to evaporate leaving you feeling fresh and most importantly, dry.

URBAN BLOCK POLO SHIRT

Is another 100% polyester pique polo shirt and uses the same technology as above and also comes in four colours Berry, White, Storm and Midnight →



SPORT TECH POLO SHIRT


Is also a 100% polyester pique polo shirt and uses the same technology as overleaf and also comes in Six colours with the new colour for 2017 being the Bondi Blue, but also Storm, White, Midnight, Imperial Blue and Black.

VAPOUR CASUAL V NECK

The Vapour Casual V-neck sweater is woven from a cotton/acrylic blend and offers good thermal protection on those chillier days; it is available in four colours Black, Midnight, Grey Marl and Imperial Blue.

VAPOUR SPORT FLEECE GILET

This is a full-zip sleeveless gilet tailored with a breathable thin polyester stretch fleece fabric and gives you windproof and thermal insulation protection. It also uses Stuburt's DRI-back moisture transfer technology and comes in three colours Black, Storm and Midnight



URBAN FASHION POLO SHIRT
£21.99 \$28.99 €24.99



URBAN BLOCK POLO SHIRT
£21.99 \$28.99 €24.99



SPORT TECH POLO SHIRT
£19.99 \$25.99 €22.99



VAPOUR CASUAL V NECK
£29.99 \$38.99 €34.99



VAPOUR SPORT FLEECE GILET
£34.99 \$45.99 €39.99

CONCLUSION

Golf is all about confidence and I believe this begins with making sure you have the right clothing for the weather but it also has to look good as well as perform when you get a sudden change of climate which always happens over a 4-hour round of golf no matter where you play.
These were the items of clothing I took to Louisiana and used across six courses and they performed brilliantly from the searing heat to a sudden chill that crept on us one day,

when I had to pull on the jumper. I like playing in a Gilet as this keeps my back warm therefore helping me get the most out of my swing and with Stuberts DRI back moisture transfer technology it kept my body warm but not sweaty and sticky. I liked the styling and cut of the garments and being able to mix and match helped me keep inside the airlines luggage allowance and we all know how important that is on golf tours these days.



Affordable Quality



Product shown Vapour half zip fleece RRP £44.99

.....Unrivalled Affordable Quality

For 2017 we designed & produced through research & development golf specific products that combine the latest technology & state of the art fabrics. stuburt provides luxury materials & workmanship that provides unrivalled quality & performance.

For more information
Visit www.stuburt.com / Tel: 0161 886 4010

An Urban Classic

I ALWAYS FEEL A BIT WARY ABOUT SPIKELESS SOLES, WILL THEY GIVE WAY AT THE WORST POSSIBLE MOMENT – AT THE START OF YOUR DOWNSWING. I TOOK STUBURT'S CLASSIC AND URBAN GOLF SHOES WITH ME TO LOUISIANA AND SOUTH WALES



**CLASSIC TOUR EVENT
SPIKELESS**
£89.99 \$116.99 €102.99

As most of you know I am always slightly wary about testing golf shoes on these trips as there is nothing worse than starting a golf tour with your heels ripped to shreds after your first 18-holes. The good news is Stuburt have got that angle covered in both their Classic Tour and Urban Grip spikeless shoes, out of the box on to the course not problem.

TECHNOLOGY

CLASSIC TOUR EVENT SPIKELESS

The Darren Clarke inspired Classic Tour eVent spikeless shoe gives you that traditional look with its wing-tip design. Stuburt use some of the finest full grain leather for the upper part of the shoe which encases the eVent waterproof membranes.

The great thing about the Stuburt membrane is while it keeps the water →





out the patented venting technology they use allows sweat and heat to escape, keeping moisture to a minimum and helping give you that blister free feeling straight from the box onto the course.

Stuburt use CMEVA midsole and a cushioned sock liner with an anti-slip heel, which really do give you plenty of bounce and comfort as you walk and working together with the Oleophobic materials preventing oils from clogging the membrane your feet feel great.

The spikeless rubber outsoles use a traction modules system which gives you plenty of grip all of which comes with a one-year waterproof and workmanship guarantee.

URBAN GRIP SPIKELESS
£44.99 \$58.99 €51.99

URBAN GRIP SPIKELESS

The Urban Grip Spikeless uses a soft microfiber upper that helps prevent your feet from swelling; this is much needed during a 5-hour round of golf in the Louisiana heat.

The contoured design mirrors the foot shape and combines cushioning technology and a lightweight EVA midsole and work with the soft padded collar. The final piece of the jigsaw is the high-grip rubber outer sole that gives you comfort as well as stability.

CONCLUSION

The most important function of the golf shoe is how stable they are during your swing particularly the spikeless shoes, do they give you the solid platform you need, the answer for both these shoes is yes they do.

I tested both shoes across courses in Alabama and Wales from the links on the Bristol Channel to the sculptured fairways of the TPC Louisiana course and they performed great and with heat being a problem in the humid south of America I was really happy how well they not only coped but also at no point did my feet feel tired after six days of continuous golf and not a blister in sight.

For those of us who love a golf tour the extra bonus with the Urban Grip shoes is that I wore them off the course, which meant I could take two pairs of golf shoes on the US leg of the trip but only had to pack one pair.



dmd

ENQUIRES@DIGITALMAGAZINEDESIGN.COM
DIGITALMAGAZINEDESIGN.COM
+44 (0)7860 724 897



AT YOUR DIGITAL SERVICE

Digital Magazine,
Web Banners or
Promotional Material

Template or
Custom Design

eBook,
Interactive PDF,
Flash, JPG, TIFF,
PNG, PSD

Documents from
8 – 100+ pages