


THE ART OF GOLF

We talk to French artist Hubert Prive on his golf inspired sculptures

CHRISTMAS GIFTS

We've got you covered including the ultimate Christmas gift idea



PLANET GOLF REVIEW

ISSUE 5

TRAVEL

Iceland & Luxury Scotland

EQUIPMENT

Srixon, Mizuno & Bettinardi

HOTELS & SPAS

Tenby & Alsace

APPAREL

Travis Mathew & Stuburt

VIEW.COM

WELCOME

Well it's that time of year again, the clocks go back, darkness descends early and golf courses look a sorry state. But despair ye not the latest issue of planetgolpreview magazine is here giving you a glimpse into what you could be up to next summer. Christmas is a wonderful time of year and it gives you an excuse to over indulge, knowing you will be hitting the gym for about two weeks after new year even though you have purchased a years gym membership – or do you still have the direct debt coming out of your account from last year!!

The one downside about Christmas is what gift to buy for your loved ones, but don't worry PGR magazine has got you covered over a variety of price points. There is also the ultimate Christmas Gift. Fancy a drive round Scotland in a Ferrari or Lamborghini staying at the best 5 star hotels? Well that is in there too.

Plus equipment reviews from Srixon, Mizuno and Bettinardi, apparel and luggage reviews from Travis Mathew Stuburt and Mizuno. Hotel and Spa breaks in Wales and France and destination features to Iceland and Scotland.

So snuggle up next to the fire with your mince pie, port and tablet and let us take care of the rest.

Wishing you all a happy festive season and may the new year be one full of love, laughter and happy travels.

James Mason, Editor

MEET THE TEAM

Editor

James Mason

Art Director

Joe Hetzel

Hotel and Spa Editor

Charmaine Hibbert

Contributing travel writers

Larry Berle

Stephanie Mason

General enquiries

enquiries@planetgolpreview.com

VIEW.COM

EDITORIAL

REVIEW





p 4 The Art of Golf
James Mason talks to French artist Hubert Prive on his golfing obsession

p 8 Christmas gifts
Wondering what gifts to buy this year, no problem check out our great ideas, plus the ultimate Christmas gift

p 11 Equipment review
This issue we have reviews of Srixon's new Z565 driver, Mizuno's JPX Tour irons and Bettinardi's Studio Stock #2 putter

p 22 The next *It* destination
Larry Berle, hikes, drives, ferries, buses, climbs and dives his way around Iceland to bring you the lowdown on the next it destination

p 27 Connoisseur Scotland
Michelin star cooking, five star hotels, chauffeur driven Mercedes and five of the best golf courses Scotland has to offer. James Mason takes an indulging trip to the home of golf


p 36 Hotel & Spas
Charmaine Hibbert travels to Tenby and Alsace to bring you two perfect getaways

p 42 Apparel & Luggage
This issue reviews Travis Mathew apparel, Stuburt golf shoes and Mizuno luggage



PLANETGOLF

REVIEW



VIEW.COM

THE ART OF GOLF

What makes a sane man who runs a successful marketing company give it all up to create sculptures of a game that drives him to frustration?

James Mason talks to Hubert Privé to find out



Q&A to Hubert Privé

Translation by CLAUDE GRANVEAUD-VALLAT

You were 35 years old when you took up golf, what made you decide to play?

Discovering golf was pure chance when the Center Parcs golf course was built close to my home in Normandy. I knew nothing about golf, I had played rugby at a good level and especially handball in my youth. I very quickly had good feelings with my first swings and golf became essential to me and an integral part of my life.

At the time you had your own advertising agency, so what was the inspiration to become a sculptor and then using golf as the basis of your art?

I was already an amateur sculptor, I had studied industrial design and metallurgy which helped me to make volumes out of stone, marble, steel. Combining golf and art saved my life when I had to close my advertising agency. This passion for modern art and golf related to the →

FRANCAIS

Vous aviez 35 ans lorsque vous avez découvert le golf, qu'est-ce qui vous a séduit et décidé à jouer ?

La découverte du golf s'est faite par hasard lorsque le parcours de Center Parcs est sorti de terre à côté de chez moi en Normandie. Je n'y connaissais rien, j'avais joué à bon niveau au rugby et surtout au handball dans ma jeunesse. J'ai très vite eu de bonnes sensations lors de mes premiers swings et le golf s'est imposé de lui-même comme une partie intégrante de ma vie.

A cette époque, vous aviez votre propre agence de pub, qu'est-ce qui vous a amené à la sculpture en utilisant le golf comme base de votre art ?

J'étais déjà un sculpteur amateur, j'avais fait des études de dessin industriel et de métallurgie ce qui m'a aidé à réaliser des volumes en pierre, en marbre, en acier. La fusion du golf et de →

I WAKE UP, I HEAR A NOISE,
I PERCEIVE A MOVEMENT,
EVERYTHING IS SOURCE OF
INSPIRATION. I LIVE GOLF EVERY DAY,
SATURDAY, SUNDAY, ALL DAY,
ALL NIGHT...

complexity of the rules, the ethical meaning of the game, offered me a second life at 50.

One of your pieces of work is the X-Ray of a putter inside a head and I think every golfer can relate to that image, but what is the story behind that piece?

I wake up, I hear a noise, I perceive a movement, everything is source of inspiration. I live golf every day, saturday, sunday, all day, all night... All golfers have a putter grafted in the brain, this game is a catch of the head, permanent and obsessional. One puts one's life in danger for this game, the emotion is as strong on a drive of 250 yards as on a putt of 10 inches. Especially when you miss it !

One of the pieces of work that is also eye catching is the ball of irons, which you call Gravitation Golf, what was your inspiration behind that and how did you go about constructing the sculpture?

This sculpture, it is the symbol of the earth, the attraction of golf on earth. There are golfers all

over the planet, it is there the influence of this work, perhaps utopian, the alchemy of the artist in his vision of the world. As for its manufacturing, allow me to keep my little secrets...

The Golf tees in the French tricolour have also become synonymous with your work and we have seen that this has been used for the inspiration behind the Ryder Cup tees and also the Olympic Flame, do you plan any other adventures using tees as your medium?

The tee is the symbol of the tee-off, a new life at each hole, a new chance each time. I created them in monumental works in order to give a better account of the presence of golf in life, to enhance the senses. I can decline these tees ad infinitum; I had created one of them when Evian became a major tournament. It was pink and all the girls had signed it. It is a very beautiful medium to promote a sport, its shape is nice. It challenges the lay persons by its design, everyone can interpret it with his own approach, with his reading codes. →

Right: The brilliantly illustrated Cliché image



Claude Granveaud-Vallat

Left: Hubert indulges in his passion, pain and source of inspiration

l'art m'a sauvé la vie lorsque j'ai dû fermer mon agence de pub. Cette passion pour l'art contemporain et le golf liée à la complexité des règles, le sens éthique du jeu, m'a offert une seconde vie à 50 ans.

Une de vos pièces maîtresses est la radio avec un putter dans la tête. Tous les joueurs peuvent se reconnaître dans cette image, comment est née cette oeuvre ?

Je me réveille, j'entends un bruit, je perçois un geste, tout est source d'inspiration. Je vis golf tous les jours, le samedi, le dimanche, le jour, la nuit... Tous les golfeurs ont un putter greffé dans le cerveau, ce jeu est une prise de tête permanente, obsessionnelle. On met sa vie en danger pour ce jeu, l'émotion est aussi forte sur un drive de 250 mètres que sur un putt de 15 cm. Surtout si on le rate !

Sur la balle de fers que vous appelez "Gravitation Golf", d'où est venue votre inspiration et comment avez-vous réalisé cette sculpture ?

Cette sculpture, c'est la symbolique de la terre, l'attraction du golf sur la terre. Il y a des golfeurs partout sur la planète, c'est là le rayonnement de cette oeuvre, peut-être utopiste, l'alchimie de l'artiste dans sa vision du monde. Quant à sa fabrication, permettez-moi de garder mes petits secrets...

Les tees bleu, blanc, rouge sont devenus synonymes de votre travail. Vous les avez déclinés pour la Ryder Cup et la flamme olympique. Avez-vous d'autres projets autour de ces tees ?

Le tee, c'est le symbole du départ, d'une nouvelle vie à chaque trou, d'une nouvelle chance à chaque fois. Je les ai créés en oeuvres monumentales pour mieux rendre compte de la présence du golf dans la vie, pour faire grandir les esprits. Je peux décliner ces tees à l'infini, j'en avais créé un lorsque Evian est devenu un tournoi majeur. Il était rose et toutes les filles l'avaient signé. C'est un très beau support pour promouvoir un sport, la forme est belle. Il interpelle les profanes à travers le décor, chacun peut l'interpréter à sa manière, avec ses codes de lecture. →



Being an artist what were your main inspirations from the world of art and do you have a particular artistic movement that you feel connected to?

I do not feel dependent directly on an artistic movement. I recognize myself in the approach of Marcel Duchamp and the “Ready made” which makes art accessible through ordinary objects. One has a whole creative potential, exploited more or less well according to social and cultural origins. In my opinion, there are two kinds of human beings, those who dare and the others. My goal is to help people dare...

And the obvious follow on question to that is who are your main inspirations in golf, both past and present?

I always appreciated Severiano Ballesteros, he was an artist caught between his hot temper and his creativity. He invented his game during all his career. Some champions are stereotyped, they control the technique and play, others create, imagine shots at every moment. For me, this is stronger! I am also fascinated by the adventure of Tiger Woods, his “pedigree” gives a lot of sense to golf. Its humanistic part adds a real chapter to Golf History.

Left: Hubert at work or just after another round of golf with his putter!

En tant qu'artiste, quelles sont vos inspirations principales dans le monde de l'art et vous sentez-vous lié à un courant artistique ?

Je ne me sens pas lié directement à un courant artistique. Je me reconnais dans la démarche de Marcel Duchamp et le “Ready made” qui rend l'art hyper accessible au travers d'objets usuels. On a tous un potentiel créatif, plus ou moins bien exploité selon nos origines sociales et culturelles. A mon avis, il y a deux sortes d'êtres humains, ceux qui osent et les autres. Mon but serait d'aider les hommes à oser...

Et dans le monde du golf, qui sont vos “maîtres” passés comme actuels ?

J'ai toujours aimé Severiano Ballesteros, c'était un artiste pris entre son tempérament de feu et sa créativité. Il a inventé son jeu durant toute sa

With the Olympic year coming to a close and golf being back in the Olympics, one of the pieces of your work I really enjoyed was your OJ Rings, can you tell us more about this piece of work?

I had originally created the first work around the Olympic rings to symbolize the absence of golf since 1904. It leaned downwards, it gave the impression of falling. When golf became again Olympic, I modified it and created behind a painted fabric with the Olympic colours. It is my only work where two elements are complementary, sculpture and painting.

You were part of the philosophical circle of Dreux and then Verneuil-sur-Avre could you tell us more about your philosophy and has that influenced any of your golf sculptures or even how you view the game of golf?

Since I discovered golf, I think that it makes it possible to raise and improve oneself, to respect others just like the environment. One searches truth about oneself, it is a mirror. One fights against oneself before facing the others. When I exhibit in France, in Dubai, in Mauritius..., it is my way of adding my contribution to the →



Above: Bon Appétit, Hubert's perfect starter

carrière. Certains champions sont stéréotypés, ils maîtrisent la technique et jouent, d'autres créent, imaginent des coups à chaque instant. Pour moi, c'est plus fort ! Je suis également passionné par l'aventure de Tiger Woods, son “pedigree” donne beaucoup de sens au golf. Son côté humaniste a ajouté un véritable chapitre à l'Histoire du Golf.

Alors que l'année olympique se termine, j'aime beaucoup vos anneaux de golf, pouvez-vous nous parler de cette pièce, sa genèse, sa réalisation ?

J'avais tout d'abord créé une première oeuvre autour des anneaux olympiques pour symboliser l'absence du golf depuis 1904. Elle penchait vers le bas, elle donnait l'impression de tomber. Lorsque le golf est redevenu olympique, je l'ai redressée et j'ai créé une toile peinte en arrière

place avec les couleurs olympiques. C'est ma seule oeuvre où deux éléments se complètent, la sculpture et la peinture.

Vous avez fait partie d'un cercle philosophique à Dreux puis à Verneuil-sur-Avre, pouvez-vous nous décrire votre philosophie de vie ? A-t-elle influencé votre travail et quelle est votre vision du golf ?

Depuis que j'ai découvert le golf, je pense qu'il permet de s'élever, de s'améliorer, de respecter les autres comme l'environnement. On y recherche la vérité sur soi-même, c'est un miroir. On se bat contre soi-même avant d'affronter les autres. Lorsque j'expose en France, à Dubai, à l'île Maurice, c'est ma façon à moi d'apporter ma pierre à l'édifice, à la grande pyramide. A faire découvrir le golf →

building, to the large human pyramid. To allow contemporary art lovers to discover golf and golf lovers to discover contemporary art!

I am sure there are many of our readers who would love to have one of your artworks, a perfect Christmas present. How can someone commission you and what sort of information would you need from him or her?

I like to know people who wish to buy my works. One needs to talk, to meet. This relation is built around passion, it often develops into a real relationship, a friendly and strong approach. Until now, nobody has sent me an e-mail saying: “I order you such artwork, how much is it?”.

My works are expensive, they justify a certain consideration before passing to the purchase act.

Gravitation Golf in its classical version costs more or less £6,000, a giant tee £10,000.

But for more modest budgets or smaller items, I produce a general public version, which is considerably less expensive. But one is no longer in the same playground. Just as in Louvre museum, everyone can leave with a copy of the Mona Lisa! I also worked on sociological works related to the broad topics of Humanity, the symbolic system is always there even if golf has disappeared...

My work can be discovered on my websites:

www.hubert-prive.com and

www.golfenprive.com

For those wishing to commission Hubert Prive or are interested in purchasing some of his art you can contact him at

hubert.prive@icloud.com

Right: Hubert with his giant tees at the Ryder Cup

I AM ALSO FASCINATED BY THE ADVENTURE OF TIGER WOODS, HIS “PEDIGREE” GIVES A LOT OF SENSE TO GOLF. ITS HUMANISTIC PART ADDS A REAL CHAPTER TO GOLF HISTORY

aux passionnés d’art contemporain comme l’art aux passionnés de golf!

Beaucoup de nos lecteurs apprécient votre travail et aimeraient avoir une de vos oeuvres, de jolis cadeaux de Noël! Comment faire pour vous commander une oeuvre et qu’avez-vous besoin pour créer une sculpture personnalisée ?

J’aime bien connaître les gens qui souhaitent acheter mes oeuvres. On a besoin de causer, de se rencontrer. Cette relation se construit autour d’une passion, elle évolue souvent vers une approche complice, amicale, forte. Jusqu’à présent, personne ne m’a envoyé un email en me disant: “Je vous commande telle pièce, c’est combien?”.

Mes oeuvres coûtent assez chères, elles justifient une certaine réflexion avant de passer à l’acte d’achat. Gravitation Golf dans son format classique tourne autour de 7000€, un tee géant 12000€. Mais pour des budgets plus modestes ou des espaces plus petits, je décline mon travail en version grand public, beaucoup moins cher. Mais on n’est plus dans le même domaine. C’est comme au Louvre, tout le monde peut repartir avec une copie de la Joconde! J’ai également travaillé sur des oeuvres sociologiques liées aux grands thèmes de l’Humanité, la symbolique est toujours là même si le golf a disparu...

Mon travail est visible sur mes sites:

www.hubert-prive.com et

www.golfenprive.com



**TitanTour IGNITE
Golf Shoes**
£130 / €180 / \$160



Puma POUNCE POLO
£35 / €50 / \$40



**PUMA Cat Patch 2.0
Beanie**
£15 / €20



**Chervo MEN'S MIGLIO
JACKET**
£195 / €215 / \$235



**TaylorMade Star Wars
Collection Divot Tools**
£9.99 / €12.99 / \$12



**TaylorMade Star Wars
Collection Umbrella**
£39.99 / €51.99 / \$50



CHRISTMAS

All wrapped up

Not sure what to get that golfer or loved one in your life, don't worry we've got all price ranges covered. Plus our ultimate Christmas gift idea, for those who have not budget limitations.



Puma KING Utility Iron
Graphite £169 / €199 / \$205
Steel £199 / €229 / \$240

ETIQUS Sport-lady watch

£269 / €369 / \$414



Cobra KING LTD Driver

£349 / €499 / \$425



Cobra Storm Jacket

£150 / €200 / \$180



**adidas climaheat
PRIME FILL Jacket**

£84.99
€145
\$105



PowaKaddy TOUCH

£399.99
€445
\$490



CHRISTMAS

**TaylorMade Flextech
Stand Bag**

£169 / €185 / \$205



Hill Billy

£259 / €290 / \$315



THE ULTIMATE CHRISTMAS GIFT



Connoisseur Scotland Packages

PACKAGE 1 (NC 500)

Transport to Kinloch Lodge with overnight in the hotel with cooking experience with Michelin Star chef **Marcelo Tully**.

Lamborghini LP 570-4 Supperleggera will be awaiting you the next morning to begin your driving tour.

- The Torridon Stay and Dine.
- Inverlodge Stay and Dine.
- Boat trip to Handa Island with seafood lunch.
- Castle Hotel Dornoch Stay and Dine.
- Rocpool Hotel Stay and Dine.
- Loch Ness boat trip.
- Boath House Stay and Dine.
- Foraging experience with Michelin Star chef **Charlie Lockley**.
- Transport from Boath House to preferred leaving point.
- Use code **PGRM1** for your free bottle of **CHAMPAGNE** in your room on arrival or **£50 OFF** your final bill

Find out more, including maps and terms & conditions at
www.luxuryscotland.co.uk



CHRISTMAS

6 Nights
& 7 Days from
£4,450
per person




Route



Boath House



The Torridon



Lamborghini



13 SRIXON DRIVER

REVIEW



15
MIZUNO
JPX900



17 MIZUNO T7 WEDGES



19 BETTINARDI
PUTTER

EQUIPMENT

VIEW.COM



OTHERS CALL THEIR IRONS

WE CALL OURS 1025E MILD CARBON STEEL,
1025 BORON STEEL AND CHROMOLY 4140M.

#NOTHINGFEELSLIKEAMIZUNO

Find your nearest Mizuno Fitting Centre at golf.mizuno-europe.com



1025E **MILD CARBON STEEL**

The purest feel and workability

1025 **BORON STEEL**

Combines true forged feel
with higher ball speeds

CHROMOLY 4140M

A full ball speed iron,
soft enough to bend

ORANGE CRUSH

Scotland in the Autumn playing golf at The Carrick, Royal Aberdeen, Trump International Golf Links, Castle Stuart and Trump Turnberry, where better to test Srixon's new Z565 driver



Putting the Z565 down at the address position as most golfers do when they get a new club in their hands the first impressions are that I really like the orange shaft in contrast to the large black head – its then that I wish I was standing on a tee instead of in the office.

The colours of course are superficial to the clubs performance, but first impressions as they say count and the Srixon R&D boys have done a great job of getting that first initial impression a positive, confidence inspiring one. →

Right: How the “The Ripple Effect” Power Wave Sole and Stretch Flex Cup Face at work.

Below: The crown is lighter by 4g



TECHNOLOGY

In a nutshell the new Z565 driver gives you a higher launch angle, more forgiveness and increased distance.

The design of the 460cc head not only gives you a higher launch angle but added forgiveness, you will notice in the address position that the club is slightly offset giving it a draw bias.

The shallower head design has seen a COR increase of 10% helping it to achieve higher ball speeds off the face while increasing the clubs stability and dispersion on off centre strikes.

Srixon have also introduced three

technologies in the Z565 which they have dubbed the “The Ripple Effect”

The Power Wave Sole helps absorb more stress at impact – if you can imagine the club compressing in the soles channel design, as it expands back to into shape it releases all that energy back through the club into the back of the ball giving you increased ball speeds. The new Stretch Flex Cup Face has been extended farther around the crown and sole to create a 10% larger sweet spot and a new Lightweight Crown has allowed for four grams of weight to be repositioned for higher launch and increased MOI.

CONCLUSION

The first thing I noticed at impact about the Srixon Z565 was the sound and then the lower ball flight, which was strange because the technology was meant to give me a higher ball flight. On the plus side the lower ball flight while testing in Scotland was perfect, I was certainly getting plenty of added distance and as I stated earlier I also loved the look of the driver at address – even better when you are standing on the 1st at The Carrick looking down the fairway.

I would certainly recommend you put the Srixon Z565 on your testing list if you are in the market for a new driver.



CLUB TESTED

Name **Srixon Z565**

LOFT 9.5°

SHAFT Miyazaki Kaula Mizu 5

FLEX Stiff

RRP £324.99 / €360 / \$449.99

THE ULTIMATE BLEND

With the lofts of all three new JPX900 variants – Hotmetal, Forged and Tour – being pegged in the lower (3–5) irons mixing and matching to give you the perfect blend for your game has never been easier

I had seen the images of Mizuno's JPX 900 but now I have the Tour's 7-iron in my hand memories come flooding back of my TP-11s and I run over to my club bag – I have a tour bag with several sets from the past that I just can't let go – and pull out my trusted TP-11 7-iron and put them side by side and smile to myself.

The JPX900 design is pure genius and I am sure they have taken their inspiration from the TP-11 with a top line that is so thin you could get a paper cut. The 11s are a classic blade and while the JPX900s has a cavity, a slightly larger face and is stuffed full of technology, giving you a very forgiving club, looking at the club face and that top line you would have thought you've been transported back in time.

→





Left and Below:
Mizuno JPX 900 Tour
forged power frame



CLUB TESTED ▶

Mizuno JPX900 Tour

CLUBS 4-PW

SHAFT Rifle Project X 6.0 Stiff

LIE -2°

RRP £836 / €928 / \$1020



TECHNOLOGY

The JPX 900 Tour is grain flow forged from a single billet of 1025E pure select mild carbon steel, which helps give the club that perfect sound at impact. It also improves the clubs stability, which was accomplished by pushing some of the weight to the irons extremities giving it a higher MOI and more forgiveness. The narrow tapered sole helps give you an iron with a crisp ball-strike, workability and controlled ball flight.

The satin finish is perfect and along with the straighter lines, low toe profile and thin topline, it really has a mean moody look to it.

Because the lofts of the 3-5 irons throughout the JPX900 range are matched you can blend your set and still not lose your distance control, maybe opting for the Tour from your 6-9 iron and using the Forged or Hot Metal models from the 3-5 irons.

There are a choice of shafts available through the Mizuno Swing DNA fitting service – it is a free fitting service and I highly recommend you take advantage of that – but the stock shaft is the True Temper Dynamic Gold AMT.

CONCLUSION

From the moment I took the JPX900 Tour out of the box and looked at its cool no nonsense design, thin lines and moody satin finish I know I was going to enjoy playing these irons. Over the weeks golf in Scotland they were certainly put through their paces, from a perfectly still Turnberry to 40mph winds over the Royal Aberdeen links, being able to control the ball flight and that crisp strike at impact giving you instant feedback the JPX900 Tours coped with the lot.

I loved everything about the irons and especially the moody and mean satin finish. If you are looking for a set of irons I would certainly make sure you put the JPX900 Tour on your testing list and don't forget you can pair these up with any of the JPX900 range so a mix and match maybe the way to go for your final line up.

BREAKING THE MOULD

All the feel of a forged club, with the longevity of a cast club, Mizuno's new boron injected wedges bridge the gap

One of the clubs I was most looking forward to putting through its paces on my testing trip to Scotland was Mizuno's T7 wedge system, and when playing – especially links – apart from your putter your wedges will probably be your most used club. Opening the box and seeing these babies beaming back at me, I just wanted to start hitting a few wedge shots now, so I couldn't resist jumping into the car and going down the practice ground with them!

TECHNOLOGY

You may have wondered why your wedges are mainly cast and not forged, but then if you think about how much wear the average wedge gets then it makes sense. A cast club will keep the grooves intact and crisp longer than a forged club where the softer metal would compress and close.

The guys at Mizuno who have been using Boron in some of their forged range have now overcome this problem by injecting a small amount of Boron into the forging process of their new T7 Wedge range, →



Top and Below: The Mizuno T7 wedge system comes in White Satin or Blue IP finishes



so now you get all the feel of a forged face and softer metal with the strength of a cast club, giving you crisper grooves, more control and extra feel around the green.

The T7 range uses the same face features as the S5 wedge system with Quad Cut grooves, that are wider shallower grooves in the higher lofts from 54° upwards and deeper and narrower in the lower lofts from 45° – 53°.

One of the things you will notice about those number is that the T7 wedge system starts at 45°, which brings in another change, as the wedges from 45° – 48° come with a straighter leading edge and topline for fuller shots into the green. They then graduate into a more rounded edge in the higher lofts and those higher lofts have grinds that narrow the sole giving you a crisper strike from a variety of lies.

CONCLUSION

I took these wedges with me to test in Scotland on classic links like Turnberry and Royal Aberdeen to the heathland course at The Carrick and the new style links at Castle Stuart and Trump International. On every track the T7s really produced. I was getting plenty of control and spin, which really impressed the American journalists I was on this tour with.

To be able to use that softer steal in their wedges has to be good news for us amateur golfers as this is the area where we can improve the most and the forged T7 wedges do give you that added feedback at impact. Gap wedges more than any other club will help the average golfer improve their game and I would highly recommend you put these on your testing list before you decide which wedge system to go with.

The new Mizuno T7 wedges are available in the standard White Satin finish, or Blue IP finish in lofts 45° to 62°.



CLUB TESTED ▶
Mizuno T7 Wedges
LOFT 50° 55° & 58°
SHAFT Rifle project X
FLEX 6.0
RRP £120 / €135 / \$145





Bettinardi's mission statement is to strive for perfection and do things unlike any other golf company. They finish off that statement by concluding "There are many ways to make a putter, but there is only one way to make a Bettinardi; Precision, Performance, & Excellence".

What does that mean to you? Well once you pick up a Bettinardi you will understand. I love the balance and weight, as soon as I pick up the Studio Stock 2 putter and look down, have a few practice swings and see the clubs detail, I knew I had a quality weapon in my hands. →

MADE TO MEASURE

James Mason takes Bettinardi's Studio Stock #2 putter on a trip to some gold medal courses in Scotland, to see if the Olympic Bronze putter can take top spot on the podium!





CLUB TESTED

Bettinardi Studio Stock 2

WEIGHT 358 grams

LENGTH 33"

LOFT 3°

LIE 71°

RRP £299 / €335 / \$400

TECHNOLOGY

The Studio Stock 2 putter is fashioned from Bettinardi's classic BB-8 style head, Milled from a solid block of soft carbon steel. The machinability of this steel gives the Studio Stock 2 its unforgettable feel at impact. The hosel is moved slightly forward toward the toe giving it a traditional Ping anser type appearance.

The new Super Fly-Milled face gives plenty of feedback at impact. Weight has been distributed to the putters extremes for improved perimeter weighting and stability. The Olympic Bronze finish featured across all three Studio Stock models is what gives the putter its confidence inspiring stunning finish.



Far left: The Super Fly-Milled face.


Left: Address position with the alignment aid.

Right: The choice of standard or thick grip



CONCLUSION

In three words, I loved it and loved every minute I played with it. The balance, the feel and the number of putts I hold from heathland courses like The Carrick to the wind swept greens of Royal Aberdeen and Castle Stuart, Bettinardi's Studio Stock 2 putter stood up to the test.

Yes the Bettinardi is an expensive piece of equipment, but when you add up the amount of times it gets used in a round of golf and its importance in the bag and to your scoring ability, it is worth every penny and it is a putter I would highly recommend you test before you make your next purchase. 




27 SCOTLAND



DESTINATIONS

REV



22 ICELAND



VIEW.COM

Fishing used to be Iceland's most important industry, now it's been overtaken by tourism which accounts for a third of the country's foreign currency earnings. Since 2010, there has been a 25-30% increase in the number of visitors each year. 2016 they are predicting 1.8 million arrivals. **Larry Berle** reports

Iceland is this
year's *it* destination

HARPA-The
performing arts
center in Reykjavik
at Sunset.

MONDAY

It is 7am in the morning and the wheels of our flight from New York have just hit the tarmac at Reykjavik. After making our way through customs we jump a taxi to the Center Plaza Hotel – which is just a few blocks away from the centre of the city – the hotel is contemporary with clean lines as you would expect and comes with a full hot breakfast.

But we have decided to skip breakfast and explore the city. The Harbor is right in the centre of town and after a few hours of walking and taking in the vibe and atmosphere of Reykjavik we find a small restaurant called Seabaron known for the best lobster soup in Iceland – when I say small, I mean it seats about 18 people. This building is converted from an old icehouse and seems as old as its surroundings and is flanked by the fantastic contemporary Harpa Performing Arts Centre.

Iceland is the 4th largest island state in the world behind Great Britain, Cuba and Madagascar. It became fully independent in 1944 and has very little military – the two coast guard cutters in the harbor sums up their sea military in total. That speaks volumes about the European culture, as they have been involved in several disputes with neighboring countries over fishing right boundaries. In fact the primary reason Iceland did not join the EU was that they would have lost control of those fishing boundaries to the EU.

As I tuck in my mind starts to wonder how a hotel like this would go down in the US where the guests never meet a staff member until breakfast!



Above: Fjord on the east side of Iceland.
Left: Black Lava Beach at Snaefellsjokull National Park

TUESDAY

After our hearty hot breakfast at the hotel we are driving from Reykjavik to Snaefellsjokull National Park – I am having problems with the pronunciations so I opt for Snaglepuss park –we arrive at the visitors centre and decide to focus in on the highlights of the park and the staff couldn't have been more helpful. And after a quick change of clothing we are hiking the stunning seaside trail from Arnarstapi to Hellnar. The air is so fresh, crisp and dare I say pure and as we walk along the edge of the seaside cliffs there are some fabulous views out to the black lava beaches below. After a rest and a wonderful

lunch we decide to hike the Djupalonsander trail which takes us above and down to the black lava beach. Standing on the beach and taking in the sheer beauty it is a moment that will be hard to capture anywhere else on earth.

It is hard to leave but we have to make our way to the Welcome Hotel which is just outside the park in Hellissandur. We made our reservation and paid online, we were then sent a code to get in the front door along with our room number and a code to enter the room. And after tapping in the code to get in, it is a strange feeling as we can't see any staff so we make our way to the room, tap in the number and the door opens, the

hotel is simple, clean and modern.

As you can imagine after all that walking our heads hit the pillows and we are out like a light. After showering we head down to breakfast and that was our first human encounter with the hotel staff, but the staff here at the moment only seem to be here to clean the rooms, I am not sure who laid our breakfast out, but there was certainly plenty of it and with our appetites we certainly made a large dent in what was provided. As I tuck in my mind starts to wonder how a hotel like this would go down in the US where the guests never meet a staff member until breakfast! →

WEDNESDAY

We are off to Stykkisholmur and making our way down to the old fishing village to catch the two hour ferry ride to Brjanslaekur in the West Fjords, we are told very few tourists seem to venture there which makes me even more excited to see what is there. In the middle of the village is a beautiful, very contemporary church that seems quite out of place in this old fishing village.

As we board the boat I have to say it is a pleasant change from being in the car. The ferry makes a short stop on Flatey Island which I am informed only has 5 permanent residents! I had thought West Iceland was sparsely inhabited, but that all changes as we get to the West Fjords, this is what the planet would feel like without humans and it is a wonderful feeling. Villages are miles apart with populations in the low 100's or less. They are a hardy bunch of people who love the isolation who choose to live up here in fjord land. It's a stunning beauty and I can see how someone could fall in love with being here, it's a strange wondrous and scary sensation. We disembark the ferry and head towards Patreksfjordur, which is about 30 miles away. As you can imagine it is a wonderful drive and we find the town of Patreksfjordur perched on the water surrounded by the fjords. This town is so very picturesque. We arrive at our hotel and check in and our hotel hostess gives us directions to the nearest restaurant – it may have been the only one in town that was open – and little by little the restaurant filled up with people, many of whom were on our ferry ride – I have decided to christen this “Ferry landing rush/happy hour!”



THURSDAY

It had to happen really, as I lay in bed listening to the rain outside my heart sinks a little but I am sure they are used to it here and I know we will be in for some stunning sights no matter the weather. After yet another hearty breakfast we are back on the road this time to Isafjordur, didn't I say there would be something beautiful the drive is truly breathtaking. The roads are narrow and twist, turn and wind up and down the fjords. There is little or no vegetation just rocks and lava that contrasts with the views we get down to the ocean, which makes your heart leap with wonder. From the higher elevations it was what can only be described as a moonscape, 20 or 30 miles of our drive has taken us across dirt road, but I just can't take my eyes off those views.

FRIDAY

Left Hallgrímskirkja is Iceland's biggest church and is named after Hallgrímur Pétursson, a reverend and hymn writer (1614-1674). Bottom: City Harbor of Reykjavik

After another fantastic nights rest – I am not sure if it's all the crisp, fresh unpolluted air we are breathing or my soul just feels fulfilled but being here could cure any insomniac! We are back on the road from Isafjordur to Reykjavik which we have been informed will take about 6-hours. It's warmer today and the sun keeps popping its head out from behind the clouds. We are winding around the fingers of the fjords staying pretty much waterside and another ride that is colorful and breathtaking. Annie turns to me and says it's the most beautiful drive she has ever taken in her life.

We stop to watch some seals at play and after a break we are back in the car and after a few miles we spot a small home on a hill and decide to make another stop. When we arrive we are informed the house is called Litlibaer and it is like a miniature cabin and was built in 1895, the woman who is the hostess here tells us that both her father and grandfather lived here. Their primary income was fishing and farming on this little isolated piece of 3-4 acres. If you decide to follow our journey then I would definitely recommend you stop here. After some refreshments we are back on the road and just soaking up the views and Annie is right, it turns out to be the best 6 hours we have ever spent in a car and as we pull up outside our hotel in Reykjavik – just in time for dinner! – It is a journey that I will never forget. →

We are winding around the fingers of the fjords staying pretty much waterside and another ride that is colorful and breathtaking. Annie turns to me and says it's the most beautiful drive she has ever taken in her life

SATURDAY

Today we are taking the Golden Circle tour. There are three primary stops on this tour – we had considered doing the tour in our rental car – but our guide, Ari is fantastic and I am really happy we opted for the guided tour.

We stop at National Park Þingvellir which Ari informs us is the home of the first ever Parliament. And where there's law there is criminal punishment... We get to see Ax falls where male criminals were beheaded, and it's at the top of these falls that their heads dropped down and in the pond below is where the female criminals were drowned. Now there is a happy thought.

Sheep outnumber people here 3:1 and in the fall they round up all the sheep for sheering and a free ride to the slaughterhouse. Today by the luck of the draw, is the day this all happens and our guide takes us to see part of the roundup. After the lambs are born the farmers tag them for identity and let them loose and when it's time to bring them to market, the roundup begins.

The local farmers have rounded up all their grazing sheep using cutting dogs and riders on horseback and have brought them to this central area. Hundreds of them maybe thousands are in pens – one pen for each farmer. They then herd them onto trucks and take them to be sheered and then to the slaughterhouse.

The human participants, and there are many of them who volunteer and ride horseback for this roundup, party and sing and drink and when you think they have celebrated long enough, they head for someone's home and party on – as Prince would say, like its 1999. This annual celebration seems like it may be similar to an Irish wake.

We head back on our Golden Circle tour bus and head to Gullfoss Water fall, it is amazing, a giant spectacular waterfall and surely one of the highlights of this tour.

I wish we could spend more time at the fall but it's back on the bus as we head for Vergegadi, to see the earthquake exhibit. We get off the bus and watch the display from a security camera of the quake in progress in the liquor store, with the entire aisle of bottles and cans tumbling to the floor. When we get to the liquor store rather than repair the floor they have put glass over the fissure and labeled it with North America plate on one side and Europe on the other – Iceland is where the tectonic plates meet.

It has been a great day and for our last restaurant trip we are heading for a place called KrojKunst – it means earth cooking – it's a great place and we find out just what earth cooking means as we watch them cook the food outside using the steam geo thermal heat from the ground – this would never pass any regulations in the US. →



Above: One of hundreds of Waterfalls in Iceland
Left: Photos of the annual sheep roundup.
Right: Beach at Snaefellsjokull National Park



SUNDAY

It's our final full day in Iceland and this morning I am taking a tour of Harpa, the performing arts centre in downtown Reykjavik. The building has three concert halls, the largest of which has been designed after a volcano, the lobby and outside is Black and the interior is Fire Red.

In 1997 the initial conception for the building was to be a private enterprise owned by a bank. As we know in 1998 the recession hit when the building was only half completed and the bank went into bankruptcy. A decision had to be made whether to leave it as it was, tear it down or complete the works. The City and Federal Government decided to complete the works and the community ended up with an awesome performing arts centre. As I look out of one of 9000 windows – which comes in an assortment of shapes and sizes – I can see the old harbor, it's architecturally stunning and any trip to Iceland should include a visit here.

As you will remember from my visit to Vergegadi the Eurasian and North American Plates come very close to meeting here, and we are off for a closer look! As we plunge into the water I am happy for the dry suits that we have been fitted with, yes we are snorkeling in the fissure! To be honest even though the water is less than 40° Fahrenheit and crystal clear I am quite warm, well apart from my lips and hands, they are bloody freezing!!

This fissure feeds a lake that in itself is fed by a glacial runoff, you can see into the fissure some 50-100 meters down, having scuba dived many times in my life I can tell you this is a once in a lifetime experience, you can almost reach from one continent to the other.

There are several “once in a lifetime” experiences in Iceland that we didn't have time for such as descending into the core of an inactive volcano, walking into the interior of a glacier and several others but this I feel topped the lot, but make sure you come prepared for several adventures.

Right: The Northern Lights, is a big winter tourist attraction.

Below: One of many Geysers



I would certainly recommend you visit Iceland should you get the chance – the sooner the better as I don't know how much more tourism growth the country can sustain

MONDAY

And we are on the bus heading to the airport, it's about a 40 minute ride to get there. The airport seems to run more efficiently than US airports, it's very quick to check in and clear through security. Passport control was a bit slower but I think US and other European airports could learn something about efficiency from the Icelanders.

Iceland is a country with a population of less than 350,000. And with those predicted figures that equates to five tourists per year for every resident, which means you are much more likely to meet a tourist than a native!

I read a story about a native Icelandic who was evicted from his rental home recently so that the landlord could generate more income with Airbnb – not that we agree with that type of greed – but that should tell you something about the demand for hotel beds. There are places that get overrun by tourists, with many unintended consequences, Venice in Italy is one case in point, but Iceland seems to remain unspoiled so far. I would certainly recommend you visit Iceland should you get the chance – the sooner the better as I don't know how much more tourism growth the country can sustain.

Haste ye back

A Golf road trip to Scotland is more like a pilgrimage and no matter what your budget you should make that journey at least once in your lifetime. **James Mason** takes a look at a golf package at the top end of the market.

The stunning view from The Carrick golf course out to Loch Lomond

As I step off of my flight from London to Glasgow to find the sun shining I knew I was in for a great week of golf. This tour had been organised by Connoisseurs Scotland and I will be playing The Carrick, Royal Aberdeen, Trump International, Castle Stuart and the newly redesigned Trump Turnberry - but more of those later - what Connoisseurs Scotland also wanted to showcase us was the great food and accommodation that is now on offer in Scotland today.

If you haven't travelled to Scotland for a while or are in the process of planning your trip for next year you are in for a real treat. During this trip we stayed at the beautiful Cameron House right on the edges of Loch Lomond, my room was stunning with some beautiful views over the Loch. The food served at the Boathouse is spot on, from their fresh sea bass to the rack of lamb and a full hearty breakfast. It is also the perfect place to say and play The Carrick golf course.

Next stop was The Marcliffe Hotel Spa and Restaurant, another beautifully appointed hotel, but for the golfers among you check out Stewart Spence's (also the owner) sports room with its snooker table and golfing memorabilia and putting matt, which surely has seen a bet or three won and lost there. To top all that off was the best steak I have had all week. Now I need to put that statement into prospective as all the steaks were perfect, but not everyone can get the black and blue right – rare on the inside and burnt on the outside, in some places it is also →

“
For the golfers among you check out Stewart Spence's (also the owner) sports room with its snooker table and golfing memorabilia and putting matt, which surely has seen a bet or three won and lost there



Top: The entrance to Cameron House.
Left: The Marcliffe Hotel Spa and Restaurant.
Right: The Boathouse at Cameron House.
Below: My room at The Marcliffe Hotel Spa and Restaurant.



known as the Pittsburgh steak – but the chefs at The Marcliffe did a fantastic job.

Next was MacLeod House on the Trump International course. After all the a la carte menus everyone was up for a night of burgers and beer, watching the Celtic game in the Champions League which turned out to be a great night with the Hoops securing a 3-3 draw.

Rocpool in Inverness was our next stop and what a beautiful boutique hotel this turned out to be, the room was beautifully designed and spacious. The manager is also a golfer so you will be in good hands. Again the food was local and perfectly cooked and presented. For breakfast you need to try the local kippers and especially the freshly squeezed orange juice, it certainly hit the spot.

The next two nights we stayed at the refurbished Trump Turnberry hotel and my room had some stunning views across the links out to Ailsa Craig. The guys in the hotel bar were perfect and attentive, the service was excellent and the food was yet again beautifully cooked and presented. Sitting looking out over the sun kissed links across the azure blue sea – yes I kid you not and yes it is now the beginning of October – across to Ailsa Craig with a breakfast of scrambled eggs and bacon with a side of maple pancakes and fresh berries and freshly squeezed orange juice, is there a better way to start the day before heading out to play.

The perfect ending to any trip to Scotland has to be Edinburgh and The Glasshouse turned out to be a fitting finale and situated right in the heart of the city next to the Edinburgh Playhouse. The room was stunning, but the balcony was amazing, big enough to have a 50 person party, it really is the perfect location and to match that was a five course meal each paired with its own whiskey.

As I stated at the beginning, Scotland’s hotels and food can now proudly sit shoulder to shoulder with their wonderful golf product and as the Gaelic saying goes “Haste ye back” and I certainly will and I know once you have visited, you will too.

Last but not least let me mention Bruce who was our driver from Littles for the week. He enlightened us with his knowledge of Scotland, rocked us gently to sleep with his perfect driving and showed true skills in being able to pack five sets of golf clubs plus cases into our Mercedes people mover and give us enough space to be able to sleep and arrive refreshed at our next destination. →



Left and below left: Outside and inside of The Glasshouse. Right and below right: The bar and one of the rooms at Rocpool.



“The balcony was amazing, big enough to have a 50 person party, it really is the perfect location and to match that was a five course meal each paired with its own whiskey

THE CARRICK

Stepping off our Mercedes shuttle in front of The Carrick’s clubhouse I have a good feeling about today and after meeting Ewan, the Assistant Head of Golf, who shows us to a very stylish locker room with its little indoor astro turf putting matt, I change into my golf shoes and hit the first tee... And as I look down the fairway I realise, yes I am going to be in for a very good day.

Ewan informs me this part of Scotland has had a lot of rain and so the course is very damp, and after hitting my drive I start to make my way down to the fairway and he is right it is very wet to the point where I thought it may be unplayable, but as I make the fairway I am quite surprised how good a shape it is in. I play my shot into the green grab my putter and was even more surprised to find not only were the greens in perfect condition, but running fast and true.

The second is a par 3 played over the water and the 3rd is all risk and reward, depending on how much of the lake you want to cut off on this dogleg right. I am really enjoying the Doug Carrick – who the course is named after – design especially when I get a glimpse of Loch Lomond to the left of the 5th hole. But standing on the tees of both the 7th and 8th holes gives you goosebumps, they are both great holes and especially the 8th from its elevated tee.

The Carrick is the only course that is played basically on two continuants with the →

Right: The Carricks stunning 14th hole.
Bottom left: Looking down the 15th.
Bottom right: Bunkers lining the 8th hole.



THE CARRICK ▶

“ Standing on the tees of both the 7th and 8th holes gives you goosebumps, they are both great holes and especially the 8th from its elevated tee





Top: The stunning backdrop on Royal Aberdeen's 1st hole.
Left: The 2nd green sitting in the dunes.

ROYAL ABERDEEN ▶

“
The course is in immaculate condition and when I say immaculate I mean even the shaven green like runways that lead you from the tee boxes to the fairways

Lowlands nine being on one tectonic plate and the highland nine being on another. The start of the Highlands nine couldn't get off to a better start after some alcoholic refreshments from the submerged boat!

The 10th fairway and green are framed perfectly and with views out to Loch Lomond on your right it really is a great start to the back nine. The par 3, 14th hole is the signature hole played from an elevated tee with views out to the Loch, but for me I loved the 13th hole, it really is a great risk and reward tee shot and standing over my ball for my second shot looking into the green which is surrounded by fir trees with the glens and hills as its backdrop and the mist hiding the summit of the hills just adds mystique to the hole.

The finishing run of holes give you a good chance at finishing well and clawing back some of those dropped shots, but no matter how good or badly you played, I am sure like me as you walk off the 18th you cant wait to tee it up here again.

ROYAL ABERDEEN

After a few words with the professional and sorting out the battery for my hired electric trolley I make my way to the first tee. Now if you are the nervous type you may not like the tee being just outside the window of the bar, but standing on the tee looking down the fairway with the sea as its backdrop, it really is a stunning view and to me it just makes me want to hit a great drive. Unfortunately I end up in one of the deep pot bunkers that line the fairway and a sideways bunker shot and a wedge to the green sees me just missing out on an opening par on a hole that looked so easy from the tee.

What I forgot to mention is there is a four-club 40mph wind and to be fair going out of the front nine it's a case of getting it airborne and riding the wind. The course is in immaculate condition and when I say immaculate I mean even the shaven green like runways that lead you from the tee boxes to the fairways, there isn't a blade of grass out of place. The course is in that good a condition.

I am playing with a group of American golf writers and I don't think they realise how immaculate this course is because they are so used to it, but for someone who travels and plays up and down the UK, it really is jaw droppingly good.

I could go on and give you a review about

each hole, but there really isn't a weak hole on the course, the Simpson Brothers, Archie and Robert and James Braid have done a wonderful job, and with the Walker Cup and Scottish Open being two of their most recent major events held over these links, the changes and conditioning of the course has now turned Royal Aberdeen into a must play course while you are in the region.

As we reach the 15th tee the sun is starting to set, the wind has slightly dropped and the shadows are getting longer and I am so glad I am out here at this time of day. Royal Aberdeen has it all, a fantastically designed course that sits in the land like your hand fits snugly in your favourite gloves. Add in the stunning sea views and the clinically sculptured fairways, greens and walkways, it has been a wonderful days golf.


I have played many golf courses around the

world and as most of you know I love links golf courses and believe me this is right up there with the very best of them.

TRUMP INTERNATIONAL

After warming up on the very large practice ground and beautiful short game area I head to the first tee, as you pass by the ultra large undulating putting green you soon realise that no expense has been spared on constructing the perfect practice facilities.

But it's only when I met the starter on the tee and stare down the first fairway it's at that point you know you are about to play a special course. Very large dunes surround you and the fairway just nestles in the middle of them. The opening hole is a par 5 and gives you a really good chance at starting with a birdie. The fairways are very generous but you really need to stay clear of the bunkers they are deep →



Left: The beautiful Par 3, 3rd hole.
Below: Looking back down the 10th hole





Left: Aerial view of the clubhouse and front nine at Castle Stuart.

Below: The 7th green and 2nd fairway to the right.

“

I have to say from the back tee on the 14th this hole is up there with some of the best golf holes on the planet, it is truly spectacular. With waves from the North sea crashing on the beautiful sandy beach to your right and the emerald green fairway winding through the tall dunes some 100 or so feet below you, it is an awesome sight

with very steep faces and rightly so they will cost you a shot.

The shape and sculpture of the holes are very well done and Martin Hawtree has done a wonderful job, but it's the views from each hole, you really will be taking out your phone on every hole and the good news for golfers is there are no hidden surprises, no blind shots, every challenge of each hole is laid out before you and played from an elevated tee.

Now there are elevated tees and then there is the 14th and 18th elevated tees. I have to say from the back tee on the 14th this hole is up there with some of the best golf holes on the planet, it is truly spectacular. With waves from the North sea crashing on the beautiful sandy beach to your right and the emerald green fairway winding through the tall dunes some 100 or so feet below you, it is an awesome sight and one that is worth the green fee itself and even if you don't play from the back tees – which is one of six options – you need to go and take a look.

The finishing three holes offer a tough test with the par 3 16th up first, again played from a high tee, the green is not only protected by seven bunkers, but like many of the greens here the penalty for missing a green is watching your ball disappearing down the run off areas leaving you a tricky wedge shot back up to the green and possibly needing to fly over one of those pot bunkers.

The 18th is a fitting finale to a great course and again make sure you go and have a look at the views from the back tee, with its 225-yard

carry just to reach the fairway! Sitting in the bar after the round there is a general agreement that the course is a truly great design and the way you can see the hole laid out before you from the elevated tees. Of course everyone commented on the 14th hole and I know you will do too. It maybe the highlight of the round, but believe me the other 17 holes don't just make up the numbers, they all add up to make a course that will go on to become one of the must play courses in Scotland.

CASTLE STUART

I get slightly nervous as our driver Bruce pulls off the road and heads up the road towards the perfectly perched white clubhouse at Castle Stuart, the reason is I have been bigging up this course to the American journalists who are on this trip with me.

I played Castle Stuart several years ago on a Golf Monthly Forum day and was totally blown away by the course, and having seen it several times on TV since when hosting the Scottish Open I couldn't wait to get back out there again myself.

The good news is Stuart, the golf director, is letting us go out in a 5-ball – this is no snotty nosed posh golf club, they are more concerned that you have a great day and enjoy your golf. My heart is pounding as we walk down the hill to the first tee, and as my eyes hit the opening hole looking out of over the water to the Forth Bridge I smile inside but it's not until I hear a Wow from Victor – who writes for Golf Tips →



CASTLE STUART ▶

“
My heart is pounding
as we walk down the
hill to the first tee,
and as my eyes hit the
opening hole looking
out of over the water
to the Forth Bridge I
smile inside but it’s
not until I hear a Wow
from Victor – who
writes for Golf Tips
Magazine – does that
smile move to my face
with a knowing nod



Magazine – does that smile move to my face with a knowing nod.

The first three holes run along the shoreline, but each hole is not revealed until you hit each tee. It is a brilliant design and the infinity green at the third just tops off that run of holes. The par 3, 4th is a stunning hole played through two dunes with the castle as its backdrop. The front nine comes to a finish with the water running along your left but this time elevated above the opening holes, it truly is spectacular.

The back nine starts with two of my favourite holes on the course, a very birdie-able par 4, and the stunning par 3, 11th which is played from an elevated tee to a green that sits right on the Firth of Forth. After the 12th hole you move back into the dunes, but the course keeps moving you around to give you wondrous glimpses out to the Firth of Forth.

The course closes with the ultimate crescendo, a par 5 that plays on the dunes above

the 12th hole with the Firth of Forth below and to your right looking straight out to the Forth Bridge, and yes my American friends all wanted their photos taken with that backdrop so I suggest you have your phone at the ready.

The course isn’t there to beat you up, it gives you every chance to score with its generous fairways, but you need to be in the right position if you want to score well. But if you’re game isn’t on point you will still be able to get round and your heart and senses can just soak up those majestic views. Yes I was right to big up Castle Stuart and my American friends voted it one of the best courses they had played, high praise indeed.

TURNBERRY AILSA COURSE – REDESIGN

It’s the last day on what has been a fantastically organised trip by Connoisseurs Scotland, and as I look out of my window from the refurbished

Turnberry hotel the sun is out and just a hit of a breeze is in the air, could I have picked a more perfect day to check out Martin Ebert of Mackenzie & Ebert changes to what was already a stunning course.

As I pull up at the first tee, I have a wee smile on my face, the last time I played here – and if you watch the video – it was a force seven gale and I was getting hit in the face from rain that was coming at me horizontally and what ended up feeling like a 4 hour acupuncture treatment.

After smashing my driver into one of the far bunkers the changes become apparent, as I approach my ball with the green being pushed back and to the right which now plays as a dogleg, the complexes give you plenty to think about and the new bunkers are stunning and add a new feel to course.

The next big change you will notice if you have played the course before is the stunning par 3, 4th hole. The green has been moved lower,

back and left, so it is now closer to the beach, making it longer than it was before and bringing it nearer to the sea.

The fifth was one of my favourite holes on the course and here they have pushed back the tee and relocated the green, it now offers a great birdie chance on this reachable par 5.

The next big change you will notice – again, if you have played the course before – is the stunning new par 3 6th hole, with the tee sitting just above the beach, it will look beautiful on TV and with its steep run-off areas at the front of the green you certainly don’t want to be short, there are some very large bunkers in the face of that slope.

Turnberry never really made the most of the lighthouse, but that has all changed, not only with the lighthouse becoming a beautiful halfway hut – I use that term very loosely as this plush leather chaired room with great cooking facilities and stunning deck with views out to Ailsa Craig →

JOURNEY PLANNER

TRANSPORT

Little's

W: littles.co.uk

T: +44 (0) 141 883 2111

WHERE TO STAY

Cameron House on Loch Lomond

W: cameronhouse.co.uk

T: +44 (0) 1389 755 565

The Marcliffe Hotel & Spa

W: marcliffe.com

T: +44 (0) 1224 861 000

Trump International

W: trumpgolfscotland.com

T: +44 (0) 1358 74 33 00

Rocpool Reserve Hotel & Chez Roux Restaurant

W: rocpool.com

T: +44 (0) 1463 240089

Trump Turnberry

W: trumpturnberry.com

T: (44) 01655 331 000

The Glasshouse

W: theglasshousehotel.co.uk

T: +44 (0) 207 657 8080

WHERE TO PLAY

The Carrick

W: cameronlodges.com/golf

T: +44 (0) 871 222 4909

Royal Aberdeen

W: royalaberdeengolf.com

T: +44 (0) 1224 702571

Trump International

W: trumpgolfscotland.com/

T: +44 (0) 1358 743300

and the Isle of Sky is a long way from being a hut – but the 9th through to the 11th have transformed this section of the course.

As I stand on the back tee of the now par 3 9th it's a truly stunning hole played across the water and rocks with the lighthouse to your left, it's a big carry with the hole measuring 248-yards and today I have hit a full blooded 3-wood to make it across - and remember there is no wind!! Once the Open Championship pitches back up here, the 9th will become one of the most iconic par 3s in golf.

After a hot beverage and roll I head towards the 10th tee and what greets me is a stunning par 5, with the green now sitting out on the rocks where the 11th tee used to be. The fairway slopes right to left in the landing area and the infamous “donut bunker” has been moved and given a more rugged look, what a start to the back nine.

As I walk round the dune heading for the new 11th tee I stand there awestruck, what used to be an ordinary looking par 3 is now yet another stunning looking hole. I make my way to the back tee and look across the rocks to the green some 215-yards away, it's beautiful. Augusta may have its Amen Corner but Turnberry now has a set of

Right: Looking back down the new 11th hole.
Below: Views out to Ailsa Craig and the refurbished lighthouse.



“
Augusta may have its Amen Corner but Turnberry now has a set of holes to match them and although the par 5 10th may give you a birdie or even an eagle chance, the par 3s at the 9th and 11th may take those shots back and then some

TURNBERRY AILSA COURSE ▶



holes to match them and although the par 5 10th may give you a birdie or even an eagle chance, the par 3s at the 9th and 11th may take those shots back and then some, they are both a true test of a players ability and nerve.

There are no real changes to the 12th and 13th but the 14th now plays to the right of the old fairway that I can still see as I walk up to my ball the hole is now a long par 5, played uphill to a raised green. You really need to put your ball in the right place on this green if you are to have a shot at a one putt birdie as I can't see too many players making the green in two apart from the big boys.

Playing the 15th and 16th there have been no major changes but to the right of the 16th green a new stone bridge takes you to the 17th tee, it's a nice little touch. The 17th now plays a little

shorter and I still love the second shot through the dunes to the raised green.

The reason behind the shortening of the hole becomes evident as I make my way to the 18th tee that now sits above the beach, again looking out to Ailsa Craig and taking it from being a dogleg to a straight hole. I smash my drive into one of the two bunkers that sit perfectly in the landing area to the left of the fairway and another two protecting the right side. It really is a great finish and a fitting finale to a truly great golf course.

Turnberry was always a great golf course but the changes have not only complemented the course but have also taken it to a whole new level. I tip my Ben Hogan white cap to you Mr Ebert, you have done a fantastic job and taken a diamond and turned it into a jewel fit to sit on any crown.

JOURNEY PLANNER

WHERE TO PLAY
Castle Stuart

W: castlestuartgolf.com
T: +44 (0) 1463 796111

Turnberry

W: turnberry.co.uk
T: +44 (0) 1655.331.000

WHERE TO EAT

Hotel du Vin at One Devonshire Gardens
W: hotelduvin.com
T: +44 (0) 141 339 2001.

THINGS TO DO

Glengoyne whiskey tasting
W: glengoyne.com
T: +44 (0)1360 550 254

AD Rattray Whiskey Experience

W: adrattray.com
T: +44 (0) 1655 760 308

Top 100 *golf courses*



Royal Troon (Old) - Ayrshire & Arran, Scotland



37 ST BRIDES SPA HOTEL



VIEW.COM

HOTEL & SPA

REVIEW



40
CHÂTEAU D'ISENBOURG





ST BRIDES SPA HOTEL

Tenby, Wales

By **CHARMAINE HIBBERT**

St Brides hotel was once a traditional seaside hotel which has been transformed into a luxurious hotel and is the perfect getaway. The hotel is situated on the Pembrokeshire National Park Coast Path and boasts stunning elevated views of Saundersfoot and Carmarthen Bay.

As they say first impressions count and as we enter the hotel it has a warm intimate feel and we receive the warmest of welcomes. I fill out the necessary paperwork and have a friendly chat with the ladies at the reception desk. Whilst my partner is filling out his car registration I take a peak at the Gallery Bar, it has a nice cosy vibe to it and I can't wait to come down and have a drink later on in the evening.

We are lead to our room by one of the reception staff, she has a very bubbly friendly personality and she makes us feel at home. The room has a gorgeous contemporary bathroom that stops me in my tracks, I can't wait to jump under the shower and just wash off the day's journey. The lady informs us we have an iron and ironing board much to my partner's relief. She also explains we need to fill out a health questionnaire before heading to the Marine Spa – we are booked in for spa treatments the next day - she shows us our robes and slippers which we need to change into before going to the spa.

Time to check out the view and I head out onto the balcony and take in the spectacular views. I know at this point it will definitely be a fantastic weekend. Out comes my phone and I snap away, capturing these memories and feeling content in the moment as the sun gently vacates the sky for the stars to shine.

Our room is aesthetically pleasing and beautifully decorated. I notice →

Above and below: some of the wonderful views from St Brides Spa hotel.





NEVER THE BRIDESMAID

What do you do when you're 33-weeks pregnant? **Charmaine Hibbert** decides to take her baby to be and partner on a pampering weekend and finds Tenby and St Brides Spa Hotel offer the perfect solution



Above: The Cliff Restaurant.
Right: The St Brides Spa Hotel at sunset.
Right: View from one of the rooms.
Far right top and bottom: Views from inside the Marine spa



the local artwork on the walls which is a really nice touch. It has a home away from home kind of feel to it, and there is just something about being in Wales, taking in that gorgeous scenery and watching the boats bobbing up and down on the water makes me wonder why I had chosen a hectic city life in London over this - it's just breathtakingly beautiful here.

THE CLIFF RESTAURANT

Walking through the Gallery Bar we are welcomed by the staff and shown to our table. We are seated and given our menu's and a member of staff gives me a run down of what is suitable for me to consume as I have a nut allergy. It turns out the only thing that is of concern is the bread but that's only due to the way it has been prepared and not because it contains nuts.

I choose scallops for my starter and Kes opts for crab. I am glad of his choice because I have been toying over which of these two starters to have for the last ten minutes so to be able to taste the crab will be great. The food is excellent here, the kitchen team have used locally sourced produce and both dishes are exquisite.

Kes has chosen fillet of halibut and talk about a glorious sight to see – it's true we really do eat with our eyes – it's beautifully presented. I am electing to go with the Gressingham duck breast, the sweet onion puree and fennel and marsala jus gives it that extra punch.

Dessert is always my favourite part of a meal, or if you listened to the other half he would just tell you I just love to eat. But who doesn't enjoy eating good cuisine? Whilst he is devouring his panna cotta with pistachio ice cream, I am tucking into mine - it's heaven on a plate - I'm not usually a big fan of sticky toffee pudding because they can be stodgy and far too sweet, but this, this right here is a real treat. It slides down easily with my vanilla ice cream, on the menu it does come with clotted cream but the staff were wonderful enough to make a substitute.

After waking up to that stunning view and standing under the wonderfully invigorating shower we are heading into the Cliff Restaurant for breakfast we are excited to see the view we missed at dinner last night, with floor to ceiling glass windows we are surrounded by picturesque views, I'm not sure if there is a better way to start the day. We both decide

on a full English breakfast, we haven't had one of those in a while.

As we step outside a light breeze hits us, it's nice and cool against this heat. We are walking down to the beach and I am wishing we had longer here. I kick off my sandals once we are on the sand and it is warm beneath my feet. Kes suggests we walk to Wiseman's Bridge and as we walk towards it he is feeling very nostalgic, it brings back memories from his childhood. The smile that spreads across his face and the stories he relays makes me realise he had such a happy time here all those years ago. He is super excited once we approach the tunnels and I can't help but break into a smile.

MARINE SPA

We all know a spa is the perfect way to relax and indulge and I have been looking forward to this for weeks. There are lots of treatments to choose from but as I am pregnant I have been advised the best option for me is the 'expectant mothers massage'. I would advise you to book treatments in advance to avoid disappointment, treatments will all depend on availability

and from what I can see the Marine Spa is a popular choice so please heed my warning.

The spa uses marine sourced products including seaweed that is designed to encompass the natural healing properties of the ocean. The spa has recently been developed to include the use of sustainably sourced sun-dried sea salt water which you will find in their hydrotherapy pool. What I am enjoying about touring this spa is the fact that it is also all floor to ceiling glass windows and if you do use the hydrotherapy pool you will be able to look out across the harbour and bay.

The hydrotherapy pool is heated to body temperature and includes a jacuzzi air bed and swan neck shower, these are both designed to create massaging sensations to relax the body. The hydro pool is off limits to me as is the thermal suite but I know Kes will enjoy every minute of those, especially the sensation shower with the options of tropical rain, cold mist and gush showers. The thermal suite includes a salt infusion room, aroma steam room, rock sauna and sensation shower and ice fountain. I would be lying if I did not admit I was jealous. But I will definitely be coming back here next year and taking full advantage of the spa.

I am called in first and leave Kes to enjoy himself in the relaxation area. My beauty therapist Hayley is really bubbly and friendly, she leads me to the treatment room and leaves me to get changed out of my robe and cover myself with a towel. I was a bit unsure how the expectant mothers massage would work, but I am able to sit on the chair comfortably and lean myself forward to rest my chest and arms across the bed. As soon as Hayley starts to massage my back I start to tell her how much I need this is, but she can tell as she informs me my back is full of knots.

She clearly has healing hands because it took her all of two minutes for my back to respond to her touch which is unusual for me, but I can feel my stress and anxieties just drift away. My body becomes really light and floppy and the back pain I was having has gone. I am so lost for words I can't immediately respond when she asks me how that felt. I don't think I have ever been so relaxed in my life. For the rest of the treatment I have to get on the bed and lay on my back, Hayley places rolled up towels under my hips so I'm elevated and not laying flat on my back which can be dangerous in pregnancy. I have a gentle massage on my face, legs, feet, shoulders and arms. It is bliss and baby clearly loves it too.

SALT CELLAR RESTAURANT, TENBY

We arrive at the Salt Cellar and are immediately shown to our table. It is busy tonight but it still has a nice atmosphere, the staff are really friendly and attentive, they were aware of my nut allergy when we booked a table, but the attention to detail and my dietary needs - not just with my nut allergy but also with my pregnancy requirements - really impresses me.

I was a bit unsure of what starter to choose, I want the potted prawns but cold prawns are off limits during pregnancy, as is the terrine and camembert, but a member of staff was right there going through the starter list with me and I felt reassured. We both opted to have the braised pigs head with sticky apple, parsnip and braising juices. The starter slipped down as easily as my first St Kitts mocktail. The dish was simply delicious. The saying ‘compliments to the chef’ rings true here.

The music is modern and the ambience is warm and inviting. I love the daily quotes on the wall and the weather update. The restaurant oozes with charm and is unpretentious with the focus on the diner's experience, providing you with quality local produce and excellent execution of

Right: The Marine spa and its relaxing views.
Below: The staff and bar from The Salt Cellars restaurant



dishes and balanced flavours.

I am having the 21 day dry aged Pembrokeshire beef for my main course, the dish consists of a chargrilled rump and glazed cheek, smoked mash, savoy cabbage, onions and red wine sauce and I cannot wait to tuck in, it smells amazing. Kes is having the day boat cod loin, slow cooked oxtail, butter beans, red pepper and Trealy Farm chorizo. Both dishes are elegantly presented. The glazed cheek melts in the mouth and I am really enjoying this smoked mash, all the components work extremely well together. A dish I would highly recommend.

As we head back to the hotel we decide to have drinks and then call it a night so we ask if we can order drinks and take them up to our room - to our delight we can - Kes orders a mojito and I order a mocktail, one called pussyfoot. Mine is seriously tasty, the right blend of sour and sweet. It has been a long day but we are happy to just lay in bed and toast St Brides Spa Hotel and its wonderful spa treatments and the beauty of Tenby, now that is a perfect mix.

St Brides Spa Hotel

T: +44 (0) 1834 812304

W: stbridesspahotel.com

The Salt Cellar

T: +44 (0) 1834 844005

W: thesaltcellartenby.co.uk

CHÂTEAU D'ISENBOURG

Alsace, France

By CHARMAINE HIBBERT

A SPLENDID VINTAGE

Alsace has it all, great golf, gourmet food and wonderful wines, **Charmaine Hibbert** finds the perfect chateau to accompany all three.



Alsace is located in the historical Northeastern region of France on the Rhine River plain and borders both Germany and Switzerland. It is a beautifully picturesque and charming place steeped in so much history. And for anyone who has read my reviews knows – apart from loving my spas of course – I am fascinated by history and architecture so when we bumped into a wonderful lady whilst out exploring the town I was blown away by the stories she told us.

If you have not visited Alsace I would advise you arrange a trip at some point in your life. It has alternated between German and French control over the centuries and it is these influences that give Alsace its character and charm.

After landing at the airport in Bale Mulhouse we are met by an enthusiastic taxi driver frantically waving a board with our names. At this point I can say I feel a tad special. After packing our luggage our driver transports us to Mulhouse to visit the Cité de l'Automobile. I know nothing about cars but I can appreciate their beauty. The Schlumpf collection is one

of the most prestigious car collections in the world – a collection of 437 cars belonging to 97 different brands – admiring all those classic cars I think I've got a tad carried away by taking nearly 200 photos. Ooops! It's a good thing I bought a bigger memory card for this trip! If you are a lover of cars, in fact even if like me you have no real clue about cars, the Cité de l'Automobile is certainly worth a visit.

We are back in the car and being taken back to the airport to pick up our hire car. After a frustrating hour of trying to work the sat nav we have finally arrived at the gates of our hotel and this looks anything but your ordinary hotel. The Chateau is just stunning, the entrance and the drive through the vineyard just takes your breath away.

Chateau D'Isenbourg is a magnificent sight to behold, circa 1800s and surrounded by vineyards. What I love about this charming hotel apart from the obvious architecture - the building is grand after all – is the fact that it is situated on the Alsatian wine trail and offers panoramic views of the Rhine Plain and the Black Forest. I could not have imagined for one minute that →

I would be looking at the Vosges foothills, the Rhine plain and the Black Forest off into the distance. I am lost for words and for anyone who knows me that's quite some feat to keep me quiet.

The hotel boasts 41 rooms that fall under 6 different categories: the 'Siegeberg Suite', 'Junior Suite', 'Deluxe', 'Superior', 'Traditional' and 'Standard' room. I cannot speak for James but my room is amazing; traditional, spacious and elegantly decorated and I dive on my double bed as soon as the bellboy leaves the room! Walking to my window and seeing that view again just soothes my soul. All rooms offer fantastic views of the garden, the park, the vineyard or the Alsatian Plain – so what more could you want for a hotel view?

Walking out onto the terrace for our evening meal I just didn't expect for the view to be so glorious from here. I literally just stop and stare. I think a nudge from James brings me back to the here and now. I have seen some views in my time but I must admit this has to be one of my favourites, especially whilst enjoying some amazing Alsatian cuisine. This is gastronomy at its best. I think it's best I just let myself get lost in the stunning views, great food and of course great local wine.

THROUGH THE VINEYARDS

Something I must not forget to mention is that the hotel produces its own wine - it doesn't have a fantastic vineyard for nothing – so at dinner we just have to sample a bottle or two of the hotel's own wine. I am quite fussy when it comes to wine I must admit, by no means am I a wine connoisseur, I just simply know what I like and don't like, and these wines really do just dance on the taste buds. James is the wine expert between the two of us, so I trust his judgement and I'm so glad I did. If you take anything away from this review, please do sample the cuisine and locally produced wines. And please take time out to explore this small but gorgeous town.

We decided to take a drive through the countryside and just take in the sights before our tour of the vineyard at the Wine Cellar Bestheim in Westhalten, and looking out at the vast scenery it looks like every house has their very own vineyard. It really is an amazing sight to see. It has got me really excited about our tour. I never thought for a minute I would have such a great time learning about how wine is produced. Usually, talk of how wine is produced goes over my head but I am shocked at how I am hanging on to Mr Beuchot's every word. He is a charming man and is obviously passionate about wine and it gives me a new found respect for the industry.

I would highly recommend during the summer time to take a ride on the Train Gourmand du Vignoble (TGV) from Eguisheim to Rouffach by the vineyards and enjoy that beautiful landscape. You can taste wines and visit the city of Guebreschwihl and the magnificent church of Notre-Dame (in Rouffach). On this trip we have a hire car so we will miss out on taking the TGV, we could do the trip by car but I don't think it would be the same but it is definitely something I want to do when I come back. And with Christmas around the corner you need to check out the Christmas market, it just looks like a magical atmosphere and after all Christmas is a magical time of year so what better time to visit this beautiful town and wonderful hotel.

T: +33 3 89 78 58 50
W: grandesetapes.com



Above: The pool with its wonderful views.
Below left: One of the restaurants.
Below right: One of the period decorated rooms





44 APPAREL



VIEW.COM

APPAREL

REVIEW

46 GOLF SHOES



48 LUGGAGE





Available exclusively in the
UK and Ireland through



Good To Go

JAMES MASON TAKES TRAVIS MATHEWS CALIFORNIA STYLING AND PUTS THEM THROUGH THEIR PACES ON SCOTLAND'S RUGGED LINKS COURSES AND FIVE STAR HOTELS

Packing for a golf tour is always a tricky situation I feel, you want to look good on the course but have to take into account all of the weather conditions that could happen.

Then of course there are the nights out when you want to look good - if you end up going to a club after a meal - and you will also want the apparel you buy to not only look fantastic on the sunshine blessed fairways of the Algarve, Thailand or the US but to look great and keep you warm and dry on your home track. And then to top all that off you need to keep inside the airlines luggage allowance.

I took the California based apparel company Travis Mathew's new range on an eight day, five course trip to Scotland, but this wasn't any trip, this was run by Connoisseurs Scotland, so not only was I playing at some great golf courses, but I would be staying and eating at some beautiful hotels too. →



TECHNOLOGY

The polo shirts use a quick drying and moisture wicking fabric that has enhanced stretch and wrinkle resistant features.

The trousers use a lightweight 4-way stretch fabric that is wrinkle resistant and quick drying. Perfect for the travelling golfer, I hate ironing!!

The knitwear and wind-stopper also use a premium hand feel and wrinkle resistant fabric that you can just wash and wear, again perfect for the travelling golfer.



MK POLO WHITE
£57.99 \$74.95 €65



JKG POLO ANGEL FALLS
WHITE £64.99 \$84.95 €72



LAWSON JACKET DARK BLUE
£94.99 \$124.95 €105



STONE JUMPER BLACK
£89.99 \$114.95 €100



CRENSHAW POLO GREEN
£59.99 \$84.95 €65



HEFNER BLACK SHORTS
£59.99 \$84.95 €65



HEFNER IRIS SHORTS
£59.99 \$84.95 €65



HOUGH TROUSERS DARK
GREY £74.99 \$104.95 €85



CONCLUSION

I mixed and matched three polo's shirts, two pairs of trousers, two pairs of shorts, one piece of knitwear and a top that also worked as a wind-stopper. I did have great weather in Scotland even though it was late September early October when I tested these garments. But they kept me warm in the 40mph driving wind at Royal Aberdeen and dry on a very damp day at The Carrick.

The best part was the design of the apparel and how good the range works together, it helped me walk off the course and straight into dinner and still look great in both situations. On the packing front they are perfect,

the technology that goes into the garments that keeps them lightweight, easy to pack and keeps you warm and dry on the course is amazing – I must admit I was worried when I had to hand over my waterproof trousers to one of my playing partners at Royal Aberdeen as they only had shorts – but the lightweight trousers not only kept me warm but also dry from the little drizzle I did encounter.

When you are planning your next golf trip or just looking at buying some new apparel check out Travis Mathew's new range, believe me you will be very happy you did.

JAMES MASON PUTS STUBURTS EVENT SPIKE-LESS AND SOFT-SPIKE OPTIONS THROUGH THEIR PACES OVER FIVE OF THE TOP COURSES IN SCOTLAND IN VARIOUS PLAYING CONDITIONS

To spike or not to spike

One of the things we all want from a new golf shoe is that you can put them on, wear them for 18 holes and not have your feet aching and heels bleeding, so it's always with a sense of trepidation when I take a new pair of shoes on a testing trip with me and on this trip to Scotland I am testing two shoes from Stuburt golf: the soft-spiked Helium Tour eVent and spike-less Cyclone eVent.

First impressions always count when it comes to apparel and the designs of both shoes are spot on. The Helium Tour has a very athletic look to it and the Cyclone design looks very cool, but unlike some spike-less shoes it looks like it offers a lot of support for its primary use of giving you a solid stance during your swing. But the one thing that looks very promising to my eye is the padding around the ankle area, fingers crossed the boys in the Stuburt R&D department will do me proud on this trip. →



TECHNOLOGY

HELIUM TOUR EVENT

First you have the microfibre upper that has memory characteristics to prevent your feet from swelling during your regular 18 holes or 36 hole competitions.

The shoe is constructed using air permeable eVent fabrics and waterproof membranes to help keep your feet dry and comfortable. The eVent fabric uses patented direct venting technology to let sweat out, helping the shoe breath but at the same time staying waterproof. This process also helps prevent your feet from overheating, keeping your socks dry and most importantly for me helps prevent blisters caused by excess moisture.

Stuburt use an Oleophobic material to prevent oils from clogging the membrane, ensuring that the shoe lasts. The Helium

Tour eVent is waterproof to help keep feet dry from the heaviest down pours and its waterproofing is rated at more than 30,000 mm - the highest in the industry.

The shoe is finished off with a full-length cushioned insole and midsole with a lightweight seven soft-spike cleat outer sole, with traction plugs for extra stability. It also comes with a one-year waterproof and workmanship guarantee.

CYCLONE

The Cyclone comes with all the above technology and one-year waterproof and workmanship guarantee, but with a spike-less rubber outer sole with traction modules to help give the shoe grip and traction.



**STUBURT HELIUM
TOUR EVENT**
£108 \$130 €140



**STUBURT CYCLONE
EVENT SPIKELESS**
£108 \$130 €140



CONCLUSION

Both shoes - no blisters or bleeding - straight from the box onto the course, five courses in 7 days. Perfect. The Helium Tour gives you a perfect platform offering plenty of support during your swing. I always worry about spike-less shoes, but the Cyclone's never let me down especially when I had to smash my 3-wood from Turnberry's new par 3 back tee on the 9th. I wore the Helium Tour's over The Carrick course, which due to the deluge they have had in that part of Scotland during September, it was very wet, but my feet were dry and warm when we sat down for lunch after playing.

If you are looking for some new golf shoes that you can wear straight from the box, be they soft-spikes or spike-less and offer great value for money, then I would recommend you try a pair of Helium Tour eVent or Cyclone eVent before you make your final decision.

WITH GOLFERS TRAVELLING MORE AND MORE HAVING LUGGAGE THAT WITHSTANDS THE BAGGAGE HANDLERS HIGHLAND GAMES AND THE AIRLINES CABIN RESTRICTIONS IS A MUST, JAMES MASON PUTS MIZUNO'S OFFERINGS TO THE TEST

Left Luggage



MIZUNO TRAVELLER CLUB BAG

Two Large Pockets
Easy Grab Handles
Inline Wheels
Full Top Opening Zipper

WEIGHT 4.5Kg

DIMENSIONS L 142 cm x W 43 cm x H 51 cm

MATERIAL 1680D heavy denier polyester

RRP £150 / €165 / \$180

Golf Club travel bag and luggage can be a last minute decision, but when you are looking to protect your clubs that can have nearly £2k worth of equipment inside I think a bit more consideration should be given to your flight bag.

The main things that I feel you should look for are: Padding – to protect your clubs. Protection – can you lock the clubs and shoe/ball compartments? Hardwearing – you want it to last more than one trip.

TECHNOLOGY

MIZUNO TRAVELLER CLUB BAG

The Mizuno Traveller Club Bag is not only protects your clubs with its durable construction material on the outside, but has very thick padding inside that Velcro's around the top of your golf bag to protect your club-heads.

No matter what size of bag you have from a stand bag to a full tour bag the Mizuno Traveller Club Bag is easy to pack and the two internal restraining straps will help keep your bag in place, whilst the heavy duty lockable zip gives you that added peace of mind that your clubs will be safe.

The traveller club bag also comes with two large storage compartments on the outside for shoes/ball etc. The Inline wheels glide across any surface and are complemented with a rubber top handle & easy grab carrying handles for manoeuvrability and topped off with a business card/Address holder to identify your traveller club bag. →



MIZUNO ONBOARDER

Features inside include an easy grab and extend pull-out handle, silent-glide wheels, internal hard divider and separate zipped divider. On the outside there are three further compartments that utilise the top section of the case very well.

CONCLUSION

I found both the Mizuno Onboarder and Traveller Club Bag perfect companions for a golf weekend away. The Inline and Silent-glide wheels on both helped me manoeuvre from the car to the check-out desk and from the baggage reclaim to the hotel with no problems.

The Onboarder with its many different sections was perfect and I was also able to store my laptop on top of my clothes as it had an inner padded section that is held in place by two restraining straps.



MIZUNO ONBOARDER

Easy grab handle

Extend pull-out handle

Silent-glide wheels

WEIGHT 3.5Kg

DIMENSIONS L58cm x W36cm x H30cm

MATERIAL 100% polyester

RRP £109 / €120 / \$135



Affordable Quality



Product shown Vapour half zip fleece RRP £44.99

.....Unrivalled Affordable Quality

For 2016 we designed & produced through research & development golf specific products that combine the latest technology & state of the art fabrics. stuburt provides luxury materials & workmanship that provides unrivalled quality & performance.

For more information
Visit www.stuburt.com / Tel: 0161 886 4010

ENQUIRES@DIGITALMAGAZINEDESIGN.COM
DIGITALMAGAZINEDESIGN.COM
+44 (0)7860 724 897



AT YOUR DIGITAL SERVICE

Digital Magazine,
Web Banners or
Promotional Material

Template or
Custom Design

eBook,
Interactive PDF,
Flash, JPG, TIFF,
PNG, PSD

Documents from
8 – 100+ pages