



CANADA

One Ocean
Expedition of Cape
Breton, Prince
Edward Island and
Sable Island

SPAIN

Gate Crashing
Lumine Beach &
Golf Community
10th Anniversary
Celebrations

PLANET GOLF REVIEW

ISSUE 11

SWITZERLAND

Golf and spa under the snow-capped
mountains of St Moritz

VIETNAM

A photo essay from this wonderful country

VIEW.COM

EQUIPMENT REVIEWS

Callaway, Srixon,
Lynx, Snell,
Targetline,
Shot Scope

APPAREL

Oscar Jacobson,
Stuburt,
Bioflow

CHRISTMAS GIFTS

3-pages of
our annual
Christmas gift
ideas

WELCOME

Well what a year that turned out to be and how time flies, I can't believe I am back here writing about Christmas and looking forward to the new year. I am probably like most of you when it comes to buying Christmas gifts and checking out all the gift ideas, so in true PGR Magazine tradition we bring you three pages of Christmas gift ideas that I am sure will light up the faces of your family and friends when opening them on Christmas day.

With winter here, we all start to wish it was summer again, especially with the beautiful summer we had this year and as our thoughts turn to summer holidays Jane reveals her culinarily skills in Mexico, Teresa and myself take you on One Ocean Expeditions' inaugural Fiddles & Sticks tour around Cape Breton, Prince Edward Island and Sable Island. Finally, well-known travel journalist Peter Ellegard has joined the team producing our "Postcard From..." features letting his

lens do the talking, Peter brings us the colours and vibrancy from Vietnam.

If that isn't enough to wet your appetite for next summer, then we have Stephanie being treated like a queen in Tarragona and Charmaine chilling out in St Moritz in our Hotel & Spa section. All this plus the latest equipment and apparel reviews from Callaway, Srixon, Lynx, Oscar Jacobson, Stuburt, Shot Scope, Snell and Targetline.

I think that should keep you all occupied during hibernation. As another year ends and a new year starts with new hopes, dreams and ambitions I wish each of you a wonderful festive season with your loved ones and may the new year bring you joy, love and happiness from all of us at planetgolfreview.

Cheers

MEET THE TEAM

Editor

James Mason

Art Director

Joe Hetzel

Hotel and Spa Editor

Charmaine Hibbert

Contributing travel writers

Teresa Barnett

Peter Ellegard

Jane Finn

Stephanie Mason

General enquiries

enquiries@planetgolfreview.com

VIEW.COM

TRIAL PHOTOGRAPHY

REVIEW





- p 4 Christmas gift ideas**
We bring you 3-pages of gift ideas
- p 8 Vietnam in focus**
A look through Peter Ellegard's camera lens as he tours Vietnam
- p 10 Mexican kitchen**
Jane Finn learns the finer arts of producing fresh farm to table culinary delights
- p 14 Fiddles & Sticks**
Teresa Barnett and James Mason bring you a 16-page special on One Oceans expedition to Cape Breton, PEI and Sable island
- p 30 Equipment reviews**
Reviews of Callaway, Lynx, Shot Scope, Snell, Srixon and Targetline latest releases
- p 47 Play, Stay & Spa**
Stephanie, Charmaine and James bring you reviews of two perfect stay, play and spa hotels in Tarragona, Spain and St Moritz, Switzerland
- p 60 Apparel reviews**
Reviews of the latest releases from Oscar Jacobson, Stuburt and Bioflow

STENZ

REV



VIEW.COM

**Stuburt Endurance Lite II
Waterproof Jacket**

£79.99 / €90.50 / \$104.50
W. stuburt.com



Stuburt Winter Mitts

£18.99 / €21.50 / \$24.99
W. stuburt.com



Shot Scope

£225 / €255 / \$294
W.shotscope.com



**Stuburt Evolve-Sport
Padded Jacket**

£49.99 / €56.50 / \$65.50
W. stuburt.com



**Stuburt Evolve-Sport
Half Zip Fleece**

£44.99 / €50.99 / \$58.99
W. stuburt.com



Gift name

£269 / €329 / \$351
W. taylor-madegolf.eu

CHRISTMAS PRESENT IDEAS

Gift wrapped

We bring you 3-pages of gift ideas not just for the golfer in your life, but apparel to keep them warm on those cold winter days and nights



**Tourney II Junior Package
Set 6-8**

£99 / €112 / \$129.50
W. macgregor-golf.co.uk



DCT2000 Package Set

£349 / €395.50 / \$456.50
W. macgregor-golf.co.uk

VIP II Travel Cover
 £69.99 / €79.50 / \$91.50
 W. macgregor-golf.co.uk




Evnroll ER9-10k
 £299 / €339 / \$390
 W. evnroll.com



Stuburt Deluxe Shoe Bag
 £19.99 / €22.50 / \$29.50
 W. stuburt.com



Gift name
 £24.99 / €30 / \$32.99
 W. taylormadegolf.eu



TaylorMade Milled Grind Hi-Toe Wedge:
 £135 / €179 / \$176
 W. taylormadegolf.eu



Evnroll ER1.2
 £299 / €339 / \$390
 W. evnroll.com



Mizuno MP-S Golf Balls
 £50 / €550 / \$65
 W. golf.mizunoeurope.com



Mizuno CLK Hybrid
 £245 / €266 / \$320
 W. golf.mizunoeurope.com



DCT Tour Golf Balls
 £9.99 / €11.50 / \$13.00
 W. macgregor-golf.co.uk



CHRISTMAS PRESENT IDEAS

Mizuno K1-LO Stand Bag
 £230 / €300 / \$249
 W. golf.mizunoeurope.com



HP-1 9" Stand Bag
 £74.99 / €85.00 / \$98.00
 W. macgregor-golf.co.uk





**Duca del Cosma KLM
Open Light Blue**
£131 / €149 / \$172
W. ducadelcosma.com



HOKA ONE ONE Cavu
£110 / €125 / \$143
W. hokaoneone.eu



**Stuburt Evolve-Sport Waterproof
Boot**
£69.99 / €79.50 / \$91.50
W. stuburt.com

OJ Logo Buckle Belt
£60 / €68 / \$78
W. oscarjacobson.com



Umbrella
£19.99 / €22.50 / \$26.00
W. macgregor-golf.co.uk



OJ Lowe Golf Hat
£22 / €25 / \$29
W. oscarjacobson.com



Stuburt Fleece Lined Beanie Hat
£6.99 / €7.99 / \$9.50
W. stuburt.com



OJ Caleb
£110 / €125 / \$143
W. oscarjacobson.com



OJ Donovan Course
£100 / €113 / \$130
W. oscarjacobson.com



Mizuno Move Tech Gilet
£95 / €119 / \$124
W. golf.mizunoeurope.com




CHRISTMAS PRESENT IDEAS

OJ Iwan Pin Lined Zip Sweater
£130 / €148 / \$170
W. oscarjacobson.com



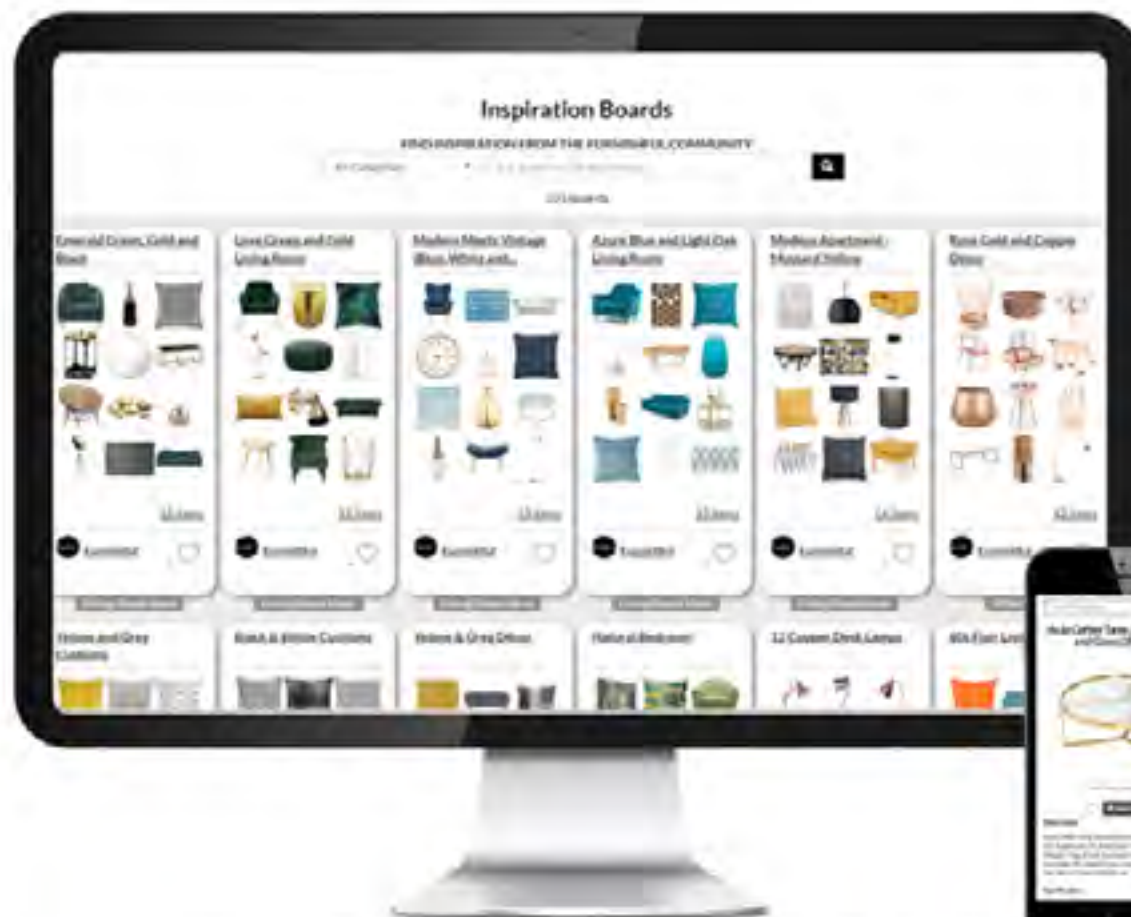
OJ Marshall Hybrid Jacket
£135 / €153 / \$176
W. oscarjacobson.com





SHOP THOUSANDS OF
FURNITURE
AND
HOME DÉCOR
items from over 30
retailers

Shop Now



www.furnishful.co.uk

IMPRESSIONS FROM VIETNAM



Hanoi's bustling Old Quarter (left) contrasts with the serene beaches of Phu Quoc Island (below) and the historic UNESCO World Heritage Site of Hoi An, on the Central Vietnam coast (right)



Mopeds rule the streets of Hanoi (right)



Dusk view over Hanoi's Hoan Kiem Lake (above)



Cruise boats moored for the night in the spectacular setting of Halong Bay, another UNESCO World Heritage Site (left)

Sunset colours off Phu Quoc Island in southern Vietnam (right). Fishing boat in Hoi An, an ancient trading port (far right)



Taking to the water to explore Halong Bay's stunning karst formations (right)



Hanoi's Gothic Revival-style St Joseph's Cathedral (above). Chilling on the streets of Hanoi's Old Quarter (right)



See stalactites and stalagmites in Halong Bay's Sung Sot Cave (left). Ornate architecture in Hanoi's Old Quarter (above). Cyclist and Hoi An's Japanese Covered Bridge (right)



IMPRESSIONS FROM VIETNAM

Knowing the way in San José

Burt Bacharach may have had trouble, but **Jane Finn** certainly found her way around a San José kitchen



By Jane Finn

San José del Cabo Mexico - It's just after eight on Saturday morning. The hotel is quiet at this time of day with only a few people on the beach catching some early rays. With coffee in hand, I thought this would be a great spot to sit and quietly make notes, but as soon as I settled into my lounge I spotted a whale spout and then another and another. It was game on as they arched and breached and cavorted along the ocean's surface before making a deep dive that signalled they were moving on to entertain another group of onlookers. What an awesome way to start my morning! I figure it was nature's way of reminding me that you've got to do more than just sip the coffee, you've also got to savour the moment, wherever you are.

Yesterday I had the distinct pleasure of spending time with one of the most gracious chefs I have ever met and a man with a vision. Twenty two years ago Enrique Silva decided to move from "the front of the house" to the kitchen when he opened the Tequila Restaurant in the historical district of San José del Cabo, and despite the challenges, he's never looked back.

Before becoming a restaurateur, Chef Enrique

was an agricultural engineer which perhaps is the reason he gives "farm-to-table" a whole new meaning. In 2003, he bought a 17-acre farm on the edge of town where he grows organic produce to supply not only his restaurant and others in town but also his outdoor café and cooking school Los Tamarindos.

As we navigate the dusty road surrounded by nothing but scrub I'm wondering what could possibly grow here, but when we turn the corner we enter a small valley tucked behind the estuary that is a veritable oasis in the desert. Chef explains that not only is the soil rich and the water plentiful, but the surrounding hills have created a microclimate that allows him to grow produce almost all year long.

My culinary adventure begins with a tour of the farm where we explore row upon row of herbs and greens and more than a hundred different fruits and vegetables. Many of the plants are indigenous to Mexico, but Chef Enrique is also experimenting with seeds obtained from the many countries he has visited to hone his skills and study how to create amazing culinary experiences for his guests.

As I wander the fields, I learn about the art and science of organic farming while nibbling on arugula flowers and luscious, heirloom tomatoes right off the vine.

During the next hour, I learn that the wind →

Right: The garden that produces some of the fresh ingredients in the Restaurant



is your friend, as it keeps insects at bay. I discover that kelp and fish emulsion administered regularly provides the nitrogen young plants need to develop deep roots and that you don't need pesticides as you can easily make an insect spray by combining soap with garlic juice or neem oil. I also determine that the chalk painted at the base of more than a hundred mango trees deters ants from climbing and taking up residence. Simple ideas we can all use to maintain a greener, chemical free garden.

Once in the kitchen my partners, a delightful couple from Alberta and I set to work wielding our knives to chop generous handfuls of assorted herbs including basil, parsley, thyme, rosemary, epozote, sage, marjoram and cilantro that are then combined with garlic, sea salt from Guadalupe, roasted

black pepper corns ground to a fine, smoky powder and equal parts extra virgin olive oil and sunflower oil to create a Mexican staple. We then use this fragrant herb oil to coat an assortment of yellow and red tomatoes before roasting them in the outdoor oven to draw out their flavour and sweetness before blending them for our simple but savoury soup.

Next, we husk and roast tomatillos along with green onions, garlic and a couple of serrano chili and poblano peppers to make a tasty salsa verde to complement our free-range chicken baked in the outdoor oven over a bed of mesquite. Meanwhile using tat soi, arugula, red lollo lettuce, romaine and yellow pear tomatoes, Chef Enrique prepares a fresh salad that is made even more flavourful with the addition of a balsamic tamarind dressing. A meal this delicious would not be complete without dessert so today we stuff zucchini flowers with soft ricotta cheese and

Below: Chef Enrique choosing some of the fresh produce to cook

"Chalk painted at the base of more than a hundred mango trees deters ants from climbing and taking up residence. Simple ideas we can all use to maintain a greener, chemical free garden."



Left: Al fresco dining at Los Tamarindos





top them with a mango paste and gently warm them just before serving.

I'm not sure what I enjoyed more, the camaraderie in the kitchen or sitting out on the deck enjoying the fruits of our labour while sipping a glass of chilled white wine from the Guadalupe Valley, Mexico's version of Napa.

If the good life for you can be summed up by good food, created and shared with good company, then plan on taking a cooking class at Los Tamarindos. Not only will you meet new people and share an exquisite meal, but you'll also know how to recreate the flavours of your Los Cabos vacation back home. Comer con gusto!

For more information on Chef Enrique's restaurants visit <http://huertalostamarindos.com/> or <http://www.tequilarestaurant.com/home.htm>

Dave & Jane Finn are golf travel writers and photographers from Canada. You can read more about their adventures at www.golftravelandleisure.com



Above: The outdoor Kitchen. Right: Ready to serve, my Sopa de Tomate Horneado




Above: Some of the shops in San José de Cabo historic District

“Walk through the door, and you’ll find yourself in an enchanting courtyard, shaded by fruit trees and open to the stars, you’d be hard pressed to find a more romantic venue that also boasts an outstanding menu.”

SOUL FOOD

Tucked away on a narrow street in the historic district of San Jose de Cabo, you will find the Tequila restaurant, Chef Enrique's first venture along with partner Fernando Hernández. Consistently rated as one of Los Cabos top ten restaurants, dinner here is a must when you don't want to cook. From the outside, Tequila appears nondescript but walk through the door, and you'll find yourself in an enchanting courtyard, shaded by fruit trees and open to the stars, you'd be hard pressed to find a more romantic venue that also boasts an outstanding menu. The service is impeccable, and here, the farm-to-table concept is evident in every dish. Herbs and vegetables direct from Los Tamarindos pair with fresh seafood from the fisherman of La Playita and complement succulent locally sourced beef and chicken. Savour the tequila shrimp accompanied by perfectly cooked plantain or lamb that literally melts in your mouth. Take a stroll through the walk-in wine cellar or try one or more of the fifty varieties of tequila at the well-stocked bar. Tequila does more than satisfy your hunger; it feeds your soul. An experience you'll remember.



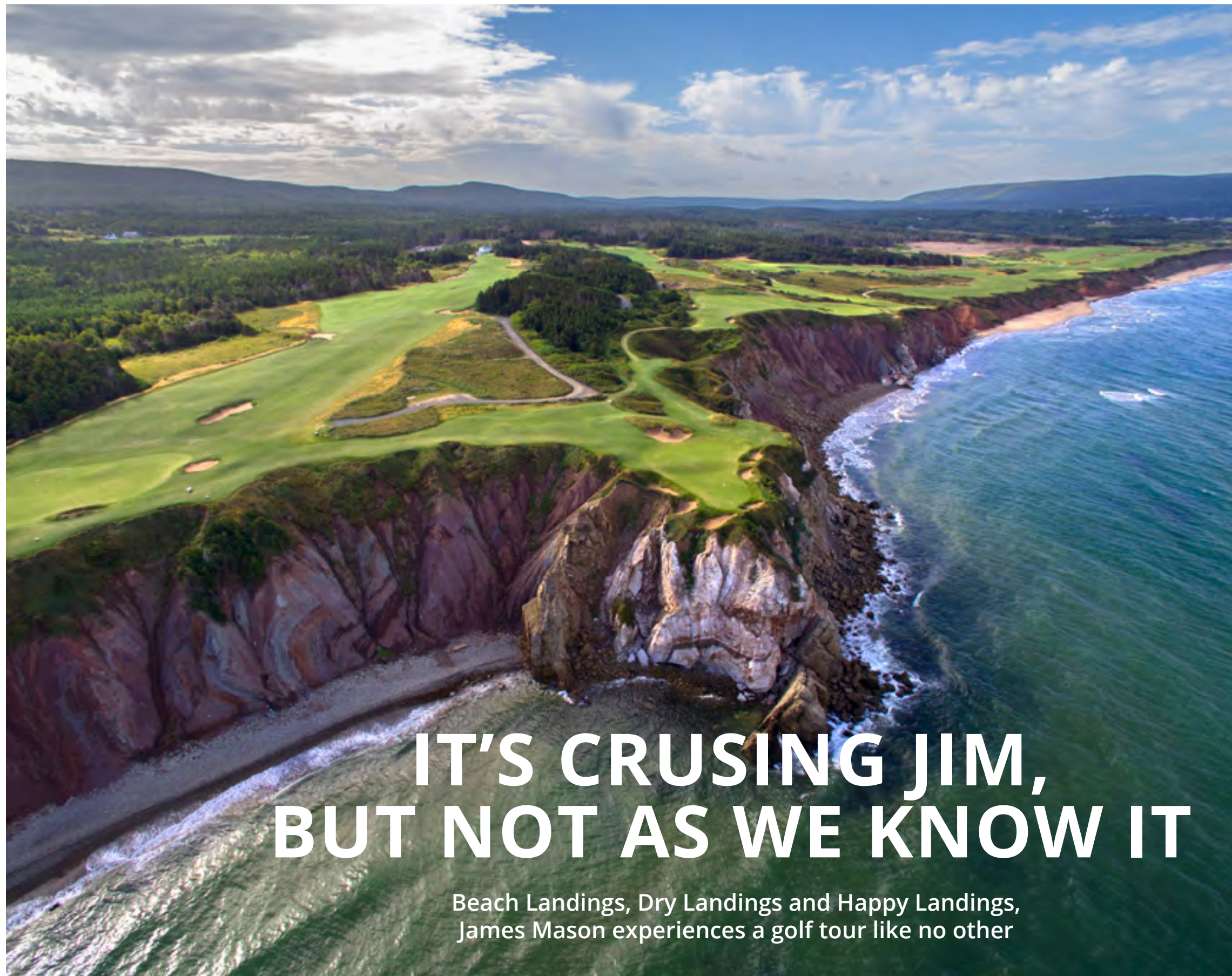
JOHN WILSON DESIGN

Finest Bespoke Interiors

info@johnwilson.design

www.johnwilson.design

Instagram [john_wilson_design](https://www.instagram.com/john_wilson_design)



IT'S CRUSING JIM, BUT NOT AS WE KNOW IT

Beach Landings, Dry Landings and Happy Landings,
James Mason experiences a golf tour like no other

CABOT LINKS

Well its day one of our cruise and I have just disembarked from the zodiac that has taken me from the ship to the shore where I pick up our coach to take me to Cabot Links – I am playing Cabot Cliffs tomorrow – but I have heard so much about the two courses I can't wait to get going.

After checking in and picking up my caddy, John who is driving the cart with my video equipment we set off to the first tee. Cabot Links is a walking course located in part on an old coal mine. The course overlooks the Gulf of St Lawrence and it is well worth taking a walk along the wooden boardwalk solely for the spectacular views of this track designed by Canadian golf course architect, Rod Whitman.

The opening hole is a par 5 measuring 540-yards from the tips, but there are 6 teeing options with the blues being quite some distance down the fairway. I am happy that Cabot links have catered for the novice golfer who may have only just started playing the game and with that in mind the fairways are wide and generous.

The wind, the roll of the ball, the sandy-based soil and being right next to the Atlantic Ocean tell you this is a links course, but this course is not going to beat you up like a lot of links courses in Scotland, Ireland or Liverpool, if you want to enjoy a links course but don't

Right: Looking down on the 14th green with the 15th and 16th holes beyond.
Below Left: The 6th hole doglegs around the water.
Below Right: The 7th green and 8th hole

VIDEO 



AS I WALK OFF THE 18TH GREEN I HAVE A BIG SMILE ON MY FACE, IT'S SOMETHING I KNOW YOU WILL TOO



want the constant challenge of the older links courses you will love Cabot Links.

As you can tell I don't want to go into a hole-by-hole description because as I walk off the 18th green I have a big smile on my face, it's something I know you will too. What I will say is the par 3s are all great holes, especially the 102-yard 14th that is played from an elevated tee straight out to sea. The hole is completely exposed to the elements; while today I hit a 54° wedge I bet when that wind is up and blowing straight into your face you could be playing a 6 or 7-iron.

Standing on the 15th and 16th tees with the sandy beach running parallel to the fairway →



Left: Bunkering and the ocean at the wonderful 16th hole on Cabot Links

WHILE MY HEART IS LEAPING IN DELIGHT MY HEAD IS TELLING ME IT MAYBE A WHILE BEFORE I TEE IT UP HERE AGAIN. I KNOW YOU WILL HAVE THOSE SAME FEELINGS, BUT BEING ABLE TO ENJOY THIS WONDERFUL STRETCH OF GOLF AT LEAST ONCE IN MY LIFETIME FILLS ME WITH JOY



Left: Views and sandhills from the 2nd tee at Cabot Cliffs

on the left, I think those memories will stay with me a long time. It was truly stunning and I admit to taking a few extra minutes to soak up those views and remind myself how lucky I am to be playing this great game of golf.

CABOT CLIFFS

Day two of my trip sees me heading to the Cabot Cliffs course, but it is a totally different day to yesterday, it is raining like UK's summer of 2013 and while I really wanted to warm up properly today – there is no range at the Links course only at the Cliffs – I have no intention of practicing in the rain, so I head to the first tee and promptly duck hook my ball into some very deep grass, I love the Mulligan philosophy so I hit another ball straight down the middle.

Unfortunately because of the weather there is no video of the course, but like the Links the course opens with a par 5 giving you a chance to get off to a good start, unfortunately I miss my birdie putt and the one for par on the way back!! My disappointment soon disappears when I stand on the 2nd tee, what a great hole this is played to a fairway below, it looks stunning mainly because of the natural dune that protects the green, what it also does is make you place your tee shot, because if you go straight down the middle you won't be able to see the green, so depending on the flag position this will dictate the best position to →

be for your second shot.

The 4th brings up the first of 6 par 3 holes – Seve used to design his courses with six par 3s, six par 5s and 6 par 4s and the par 3s and 5s will dictate what type of score you have – all of which are really stunning and the forth has a double green so where the pin is placed will again dictate how you play this hole.

I could wax lyrical about every hole on the course, particularly the 5th which is a par 4 hole; it doglegs left with large natural dunes protecting the green on the right. Arriving at the par 5 18th tee, my joy is tinged with sadness, the views are breath taking, it's a well thought out hole that is both challenging yet rewarding;

Bill Coore and Ben Crenshaw have done an amazing job with this course, but while my heart is leaping in delight my head is telling me it maybe a while before I tee it up here again. I know you will have those same feelings, but being able to enjoy this wonderful stretch of golf at least once in my lifetime fills me with joy, even if do hate the thought of never returning to play here again.

CROWBUSH COVE

I feel like I've joined the Marines as it's a beach landing on the Zodiacs today and we disembark right next to the golf course and a quick buggy shuttle sees us arrive outside the clubhouse, I have to admit it was a great way to arrive at a golf course. I head off to warm up and the practice ground is just long enough for you to hit up to a 5-iron, but they also have a chipping green and of course a practice putting green.

The shotgun start results in me starting on the 13th hole, but I will start this review from the →



Far Left: The 5th green and 6th hole.
 Left: The breathtaking landscape of Cabot Cliffs and the 17th and 18th holes

VIDEO 

first so you don't get too confused. The course opens with a 409-yard par 4 played from an elevated tee and depending on which of the 5 teeing options you choose from, you could be playing over water. It's not a huge carry from the back tees, but it does add to the aesthetic look of the hole, I aim at the two bunkers on the left of the fairway playing for the fade into the maker post that sits in the middle of the fairway and hit it straight where I am aiming! Fortunately I leave myself a 6-iron shot into the green from the semi rough. The green has several undulations so you need to be in the right position if you want to score well, but I make a chip and putt par.

As I make my way round you can see the course has been beautifully looked after so all credit to the green keeping staff. I love the way Canadian architect Tom McBroom has used mounding throughout the course to complement the mounding on the holes near the ocean. For those who ask is this a true links course my answer would be no. Yes you are next to the ocean on several of the holes and the wind will play a big part in how the course plays, but

IT'S THE VIEW OF THE OCEAN AND BEACH BEHIND YOU THAT OFFER SOME FANTASTIC VISTAS SO I SUGGEST YOU TAKE YOUR PHONE OR CAMERA UP THERE TO CAPTURE THE MOMENT

the actual turf is not the expected sandy tight knitted grass, but more a mix of parkland and heathland grass. Would that affect how I feel about the course? No it certainly wouldn't it is a beautifully designed course that will test your ability and nearly every club in your bag will be used. The greens are small, protected by mounding and have many complexes and they are very fast.

My first par 3 arrives at the 6th hole and plays 191-yards from the black tees and is played over reeds, but it's when I reach the green, my eyes light up with delight, the green has a backdrop of the wooden bridge that takes you to the fairway on the 7th hole over a small lake yet it is the ocean as it engulfs the horizon that really makes this a stunning hole.

The 7th green sits in the dunes with only the ocean as its backdrop, the sun is out today and the sky is blue and it really does look magnificent. The 8th is a tough hole from the back tees today being all carry over another water hazard this time measuring 219-yards, but with a 3 club wind.

Even if you are not playing from the back

tees, I would suggest you at least go and take a look from the 11th back tee, its an elevated tee and the view to the hole below is great, but it's the view of the ocean and beach behind you that offer some fantastic vistas so I suggest you take your phone or camera up there to capture the moment.

The 14th brings you back to the club house with the 15th taking you back down to the ocean, the bunker down the right is in the landing area so I suggest you try and keep to the left side of the fairway.

There are more great views of the ocean when you get to the 16th green and then again on the par 3, 17th green, which is a very narrow green so you really need to stop the ball quickly. As I reach the 18th tee I have to smile, it's a fitting finally to a to a great course played uphill towards the clubhouse and at 464-yards it's also a tough finishing hole and I just make the front of the green with my 4-iron.

Now I did say the greens are small but the 18th is a large green in comparison to the rest, unfortunately I manage to 3-putt, but as you know I am still carrying on from this point →



Top Left: The 6th green, with the bridge and ocean as a backdrop.
Bottom Left: 11th fairway from the elevated tee. Right: The 7th hole with the bridge, tees, green and ocean



as I started on the 13th hole, but sitting in the clubhouse reflecting with my playing partners over a nice local Canadian beer we all agree it has been yet another great day on yet another must play golf course.

HIGHLAND LINKS

It's the final golf course of our trip and one that I have been waiting for since arriving at Sydney airport and watching the wonderful video of the Highland Links course in the waiting lounge. We disembark our Zodiac and board the coach which takes us to the golf course.

Our golf clubs are ready to go and I make my way to the first tee and to be blatantly honest my heart sinks, don't get me wrong it's a perfectly designed opening hole, but there is no definition between the fairway and the rough. I smash my drive and head up to where my ball lies and no it wasn't an illusion the fairways are not in good shape and when I reach the greens

I find they are not in any better shape with bare patches in places.

Standing on the elevated tee of the 2nd hole, the fairway slopes left to right and heads downhill, it's a wonderfully designed golf hole making the most of the wonderful terrain the course is set in, but again the maintenance of the course lets it down. The first of the two par 3's on the front nine arrives at the third hole and it's another perfectly designed golf hole played from an elevated tee with some stunning views. The second of the two par 3's arrives at the 5th and again is played from an elevated tee to a green that has some fantastic complexes and you certainly need to be in the right area or you could easily four or five putt here.

Stanley Thompson the designer of this course has designed one stunning hole after another, with the course offering lots

Right: The peninsula with the 1st tee and 18th green in the foreground



Top right: Par 3, 3rd from the elevated tee. Top far right: Bunkering guarding the 15th green. Bottom right: Another well designed par 3 at the 17th. Bottom far right: Bunkers surrounding the 6th green

VIDEO 



of elevated tees, sweeping downhill doglegged fairways, wonderful par threes all played from elevated tees and to be honest there really isn't a weak hole on the golf course.

I am now sitting in the clubhouse battling with myself as to what I should write in this review, there are a lot of dedicated people around me who work here, but I would also hate for you to spend your well earned money only to turn up and find the course in its current condition.

What I will say is that the course is a stunning design and truly deserves all the accolades it has received over the years and Stanley Thompson has done a magnificent job with a fantastic piece of terrain. Unfortunately, Mr Thompson will be turning in his grave to see the course in its current condition, the greens and the fairways need attention; hopefully for everyone involved all these problems are rectified soon.



Left: Life on the ocean waves

BOREDOM WAS THE LEAST OF MY WORRIES JOINING ONE OCEAN EXPEDITIONS INAUGURAL FIDDLES AND STICKS EXPEDITION

PENNY FOR YOUR THOUGHTS

When it comes to holidays, lying on a pristine beach being waited upon hand and foot for two weeks is not my idea of a good time. Boredom usually sets in by day three and by day five I find myself contemplating the meaning of life, but not in a good way. Boredom was the least of my worries joining One Ocean Expeditions Inaugural Fiddles and Sticks cruise.

After a whistle stop wander around the Fortress of Louisbourg – which was founded by the French military in 1713 – it's time to

depart the historic port town; as I don a bright red waterproof jacket and personal flotation device I finally realise why the trip was being marketed as “Fiddles and Sticks”. Sitting on the dock were the fiddlers in residence, Graham Lindsey and Andrée Mackula Thériault strumming away on their instruments; and upon that penny finally dropping it was time for me to climb aboard the zodiac that would transport me to the Akademik Ioffe, my home for the next 7 nights. →

The Akademik Ioffe was completed at the Hollming shipyard in Rauma, Finland in 1989 and started operations as a polar research vessel. Accommodating 96 passengers, this ice strengthened expedition ship has a sophisticated stabilisation system reducing its movement and giving it unmatched stability. Inside the ship there is hardly any engine noise or vibration, so a quiet night will not elude you.

Although small the Akademik Ioffe has a bar/ lounge area which seemingly functions as a place for the early risers to have a breakfast smoothie and the night owls to have a night cap. The library is stocked with books about the regions One Ocean Expeditions sail to and a selection of novels and autobiographies. The mud room was where we all went to

put on or remove and store our life jackets, boots and general, outerwear before entering or disembarking the ship. There is also a presentation room where every passenger finds themselves seated in on the first day for the mandatory zodiac, kayak, paddle boarding and cycling briefings and the end of trip photo slide presentation; be advised, that room when full is one stuffy hot box.

There is only one dining room onboard, and while at times it felt like a canteen, (think free roaming) the atmosphere was relaxed and the food, plentiful with a selection of cereals, fruits, eggs, porridge, toast, juices, bacon, baked beans, granola and hot drinks. Dinner, while not a formal affair was always a four-course meal prepared by our guest French chef with →

THE FOOD WAS EXCELLENT, FRESH LOBSTER, STEAK, FISH, SOUP AND VARIOUS SALADS, OVERALL, IT'S A SEAFOOD LOVERS EDEN



Bottom Left: Walking trails on Prince Edward Island. Right: The excellent cuisine prepared by a French Chef. Middle right: Passing local fishermen on the way to shore. Bottom right: The Glenora distillery





Some of the crew and passengers on One Oceans inaugural Fiddles & Sticks Tour

waiter service. The food was excellent, fresh lobster, steak, fish, soup and various salads, overall, it's a seafood lovers Eden, so dinner was easily my favourite time of the day.

If luxury cruising is what you are after then the Akademik Ioffe is not for you; that is not to say the Akademik Ioffe is the equivalent of roughing it, not at all, it simply lacks the frills one would see on a modern cruise liner. However, this ship is very clean courtesy of the Russian housekeepers that went about their work inconspicuously and efficiently. Nevertheless, she was built as a working research ship and although she has been refitted to accommodate tourists, you should not board expecting the standard of a 5-star hotel. I travelled in a private twin cabin located on deck 5; while the bijou bathroom reminded me of my bathroom at my university halls of residence, the 140 square foot cabin had everything I needed; the bed was comfortable and came with decent quality linens. There were two tall wardrobes, internal shelf space, a writing desk, tea station, bookshelf, environmentally friendly bathroom products, bathrobe, complimentary bottle of red wine, clock radio and a window that opened. It was similar to a standard cabin on a modern cruise liner, all the apparatus worked and was kept spotlessly clean. There is of course the option to upgrade to a superior cabin; the Shackleton Suite or the One Ocean Suite, budget permitting but considering the amount of time spent outside your cabin an upgrade is unnecessary, every cabin has everything you need. That said, a triple share cabin may be a little too cramped for those that like their space.



THE MORNING COULD BE SPENT HIKING AND THE AFTERNOON ZODIAC CRUISING; RIVER AND SEA KAYAKING WERE OFFERED AS WERE STAND-UP PADDLE BOARDING (A REAL CORE WORK OUT), CYCLE EXCURSIONS AND WILDLIFE WATCHING



THE CHOICE IS YOURS

Sailing through the night we arrive the following morning at Inverness, after a short trip to the shore by zodiac the golfers were deposited at Cabot Links, an upscale golf course. With the golfers taken care of One Ocean Expeditions really comes into its own taking care of the golf widows, widowers and haters. Every day is as activity laden as you want it to be with at least two options being offered. The morning could be spent hiking and the afternoon zodiac cruising; river and sea kayaking were offered as were stand-up paddle boarding (a real core work out), cycle excursions and wildlife watching with ornithologist, Christopher di Corado. →

There are options for those that want a little slower pace; the Bell Museum in Baddeck, Cape Breton is the perfect place to have some down time and spend an educational morning; I walked around at my own pace and thoroughly enjoyed myself.

On board the ship they include educational presentations and workshops; Annie led the early risers through a yoga sequence in the presentation room and also provided massage therapy – a must irrespective of whether you need one or not, she has angelic hands. Each day you are updated as to the expeditions available, the weather and type of landing – wet or dry. Daily expedition updates are provided, sharing the planned route on nautical charts and any weather updates. Outfitted with quality expedition gear, which includes gumboots, foul weather gear, trekking poles, waterproof backpacks and binoculars, the stage is set. For those participating in the sea kayaking or paddle boarding programs an extensive package of high-quality gear is provided, that makes kayaking and paddling safe, comfortable and enjoyable.

The easiest activity to slot into my adventure filled week was whiskey tasting at the Glenora Inn & Distillery which in my case followed a feast of gifts from the sea that was served in their newly opened restaurant. Manager Donnie Campbell educated us about the blending and storing of the famed elixir of life – a tiny sip was more than enough for me.



Top, left and right: The fantastic crew members who make the tour stress free and lots of fun



ANNIE LED THE EARLY RISERS THROUGH A YOGA SEQUENCE IN THE PRESENTATION ROOM AND ALSO PROVIDED MASSAGE THERAPY – A MUST IRRESPECTIVE OF WHETHER YOU NEED ONE OR NOT, SHE HAS ANGELIC HANDS



SABLE ISLAND

One of the most humbling days was our visit to Sable Island, this narrow, crescent-shaped sandbar was protected as a national park in June 2013; it is famous for the number of ships and lives it has claimed and is at times aptly referred to as the Graveyard of the Atlantic. Items from the Andrea Gail, the private fishing vessel made famous by the George Clooney led film “The Perfect Storm”, were found washed up on the shore of Sable Island.

All visits to the island must be approved by Parks Canada and the night before our arrival the Parks Canada guides gave us and informative presentation followed by →

the obligatory dos and don'ts; don't leave anything behind, don't go within 20 metres or interact with the colony of 500 wild horses, don't remove anything from the island, leave all the debris you encounter on the beach, I was surprised by this but even the beach debris is subjected to research. It is heart breaking to see evidence of mankind's consumerism littered on the beach of this remote and tiny island – if the occupants of a rented property treated it the way we have treated this planet they would have been evicted a long time ago.

Wild horses are the islands only permanent residents but they are surrounded by grey and harbour seals, a large colony of them, much bigger than I could ever have imagined. The cycle of life is clearly evidenced all around from baby seals and foals to mares, stallions,

old nags and the carcasses of horses and whales that have washed ashore. As our zodiac pulls out to sea I take one last longing look back, the privilege of landing on this tiny island is one I would not have wanted to have missed.

ME TIME

It's not all expeditions; I felt I earned the right to spend an afternoon in the Jacuzzi with a book and a gin and tonic, followed by a nap – maybe it's just my age. In fact, time spent on this ship is very comfortable, there is a small gym on board to keep you from gaining excess weight after all the gorging done on board. I had great plans to use it but as it turns out I did not grace it with my presence once. I did however get well acquainted with the sauna, the library (at 3am thanks to my insomnia) the bar and lounge.

THE MEMORIES OF MY TIME SPENT HERE WILL LAST A LIFETIME



Above: Graham Lindsey and Andr  e Mackula Th  riaault, the fiddles part of the tour. Left: Some of the wild horses on Sable island.



AND FINALLY

A word about the Russian crew, they do an impeccable job; they are your unseen sailors, engineers, cleaners, cooks, tea maids and of course captain. When you go to sleep at night your life is in their safe and capable hands. Their English may be limited but they try and nothing is ever too much. The One Ocean team have various roles, they are your adventure concierges, expedition leaders, biologists, photographers, naturalists, chefs and hotel managers. They tend to all your requirements during the day and are very knowledgeable about the activities and the regions travelled to, they are a friendly bunch that service your every need and are committed to ensuring you have the best time in a safe environment.

Choosing where to travel to and who to travel with is an important part of your decision-making process and One Ocean Expeditions by far exceeded my adventure tourism needs.



CAMBRIDGE SUITES

Location, Cape Breton, Canada

By TERESA BARNETT


There are times when the services of a hotel are required while the comfort and cosiness of your home is desired. You want to sprawl on the sofa, turn on the TV and watch a good film with a dark and stormy in hand, a box of Pringles by your side and a mouthful of sweet popcorn. You want to have friends over for pizza, a glass of wine and good conversation before moving on to the sofa for more wine. You want to crawl under the duvet with a good book and just get lost in another world or you have no choice but to spend an inordinate amount of time at your workstation because of the crazy amount of work you have to do.

There are times when we yearn for our own stylish apartment within walking distance of the waterfront, the hustle and bustle of the city a short distance away and excellent eateries on your doorstep and then →

Above: The reception desk and hotel lobby. Below: One of the well-appointed rooms

HOME SUITES HOME

Teresa Barnett finds the perfect combination of hotel service and home comforts





Left: One of Cambridge suites rooms. Top: River view of the hotel. Above: Great views from the gym and hot tub on the top floor

there are times when you want only want to take the lift downstairs to board your coach to the Akademik Ioffe. Those times call for a stay at the chic, yet homely Cambridge Suites in Sydney – a hotel offering apartment-style accommodation suited for longer stays.

SERVICE WITH A SMILE

Once you enter the welcoming lobby area, you'll be greeted by warm natured staff that will bend over backwards to ensure your stay is a pleasant one. I had a one bedroom suite bursting with edible delights and wine, although these were chargeable they were reasonably priced. The open plan design means you can mix cocktails and not miss out on anything going on in the lounge. My home away from home had a kitchenette stocked with all the necessary tableware, a toaster, microwave and mini fridge. For me the most essential item had to be the menus in the directory; I ordered a pepperoni pizza which was promptly delivered to my suite.

There is a sofa bed in the lounge with a flat screen TV. In the bedroom I note another flat screen TV and a bathroom boasting "natural and organic" Pharmacopia products; it is completed with a king size bed so comfortable that I snoozed my alarm until it was time to check out then had to rush around like a headless chicken.

A hot breakfast is included in the suite rate; it's a self-service buffet affair with the usual suspects eggs, toast and fruit yoghurt all of which are served in a warmly decorated dining room – please note for some reason Cambridge Suites do not serve bacon, which I really missed. Food aside the facilities are excellent, complementary Wi-Fi, a restaurant named Trio, serving decent food. A small shop serving snacks and tipples (I'm a night owl so snacks are very important to me), a rooftop fitness area with a sauna, hot tub and a roof top patio from which to watch the sunset with a sundowner – they sure know how to make use of the harbour view. If you have a work out regime, take regular classes or prefer a larger gym, Cambridge Suites guests have free use of the magnificent facilities and

classes at the YMCA that is less than a two minute walk away.

The location is excellent lots of restaurants within a stone's throw of the hotel and The Big Fiddle landmark is only a short walk away as is the Governor's pub and eatery with live music.

I look forward to my return, when I am certain I will once again be making full use of that snoozing facility on the alarm clock until check out time.

**Cambridge Suites,
Sydney, Cape Breton
Canada**

T: +1 902-562-6500

W: cambridgesuitessydney.com

PITCH PERFECT

James Mason discovers music, history
and tradition on Cape Breton Island





The clock strikes midnight as I land at J.A Douglas McCurdy Sydney Airport on Cape Breton, it's a great little airport and as I wait for my luggage I am drawn to an impressive video of Highland Links Golf course; a course I will be playing during my trip.

I arrive at Cambridge Suites – see Teresa's review in her feature – I can't wait to get my head down it's been a long day. The next day is a free day so I head up to the YMCA gym just 2-minute walk from the Cambridge Suites hotel, the gym allows residents of the hotel to use their fantastic facilities free of charge and you can also enrol in the classes as part of the package.

Once all the other journalists arrive we head over to the Governors pub, which is on the same road as the hotels and just a short walk away, the food is great and I manage to polish off the steak and a wonderful cheesecake all washed down with some local craft beer from Big Spruce Brewing, if you have never tried any of their ales I would highly recommend them to you. Four local bands played and I have posted a couple of video clips with this feature from that night so just click play to get a sample of a great musical night at the Governors Pub.

After a buffet breakfast, we are heading to the Glace Bay Miners Museum we meet our tour guide Eric who takes us off to get kitted out with our safety helmets etc, he recounts to us his time working as a miner and the history of the mine. I have to say how the miners were treated back in those days, certainly made me sad and angry, especially after the tour was finished. I had experienced 30 minutes down part of the mine and tasted first hand what those children and adults went through every

day of their lives. If you only decide to visit one museum or attraction while you are here, I would suggest this is the one you prioritise.

It is raining as we leave the Miners Museum and head to our cars to make our way to Eskasoni and Goat Island which is a First Nation community. The drive takes us about an hour; not nearly enough time to take in the Cape Breton scenery, just looking out of the window at all the natural beauty of the Cape, gave me a feeling of peace.

MUSIC AND TRADITION

Because of all the rain we couldn't do the First Nation trail, but we got to meet several of the First Nation people and the chief. I had the opportunity to make some four cents cakes, learnt some traditional dancing and when the rain finally stopped we took the trail in a golf buggy and learnt some of the traditional techniques for hunting and fishing.

Following another wonderful meal this time at Flavor on the Water restaurant that overlooks the harbour with its giant fiddle, my head hits the pillow. It's been a wonderful day and I have learned so much about the history of the people and the island of Cape Breton.

An early start sees us back in the cars heading to the Gaelic College, strangely enough in a place called Englishtown! The Gaelic College is the only institute of its kind in North America. We learn about the culture, music, language, arts, crafts and traditions of immigrants from the Scottish Highlands; we also meet one of the College's kilt makers who gives us a demonstration on kilt making. The tour ends with some wonderful fiddle music and dancing. →

Top: Down the mines at the Miners Museum. Middle: Firing a musket was great fun. Left: Fiddlers at the Gaelic College

We are now back in the cars – yes this is a full-on tour – and are now heading for Baddeck and the North Kayak River Tour, it is part of the trip that I have really been looking forward to; I used to kayak as a kid in the scouts. Upon arrival we discover the river is too choppy to kayak, very disappointing. It turns out the owner of the Kayak River Tour, Angelo Apinnazzola is also a musician, he tours South America regularly and he treats us to an impromptu concert while we eat lunch by the river. The man can certainly sing and play the guitar, his voice reminds me a little of Rod Stewart. Angelo turns out to be quite the handy man having built several cabins himself that he rents out, now these are not any ordinary wood cabins, they are quite luxurious

Below left: The first nations people of Goat Island. Below right: Cannons at the Fortress of Louisbourg

and with those view over the river they make the perfect get away.

For our evening meal we dine at the Beggars Banquet and after checking in, I head to a room full of period costumes which you can choose from and after donning my outfit I head into the main dining room for an authentic dinner. It is a fun night, filled with music, dancing and lots of laughter, a great way to end our final night on Cape Breton.

Our final day sees us heading to the Fortress of Louisbourg, where the British and French had several battles over who controlled this piece of land, but you can certainly tell the fortress was built by the French and not the English. The fortress is a step back in time

with much to do and see, from the rum tasting – one of my favourites of course – firing muskets, sampling the period food which is served traditionally and seeing how the governors lived compared to the soldiers.

Sitting on the dock looking out to our ship the Akademik loffe which is moored just off Louisbourg Wharf and reflecting on my last three days on Cape Breton, it all seems to have gone way too fast. I am obviously looking forward to sea life, sailing around the island and playing the various golf courses, but I am also sad at not being able to spend more time exploring Cape Breton and what it has to offer, but I know you will love every minute of your time here, like I have.



THE MAN CAN CERTAINLY SING AND PLAY THE GUITAR, HIS
VOICE REMINDS ME A LITTLE OF ROD STEWART



32 CALLAWAY DRIVER

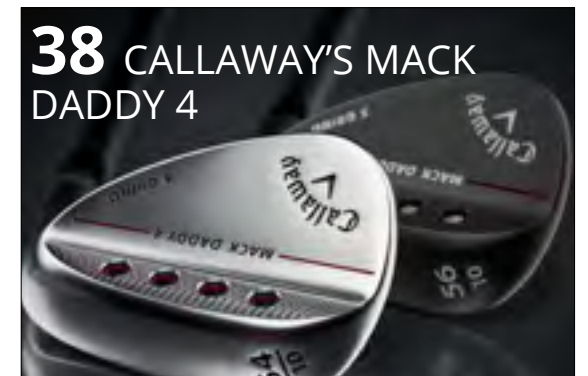


34 SRIXON Z585



36 LYNX VT

REVIEW



38 CALLAWAY'S MACK DADDY 4



41 MTB RED



45 SHOT SCOPE V2



43 TARGETLINE SWING AID

VIEW.COM

EQUIPMENT

THE **JPX919**
SERIES



P A C K E D W I T H Y O U R P O T E N T I A L



CHROMOLY

BORON INFUSED STEEL

1025E MILD CARBON STEEL

#NOTHINGFEELSLIKEAMIZUNO

LOVEABLE ROGUE

Rogue by name but not by nature, James Mason puts Callaway's latest driver to the test.



TECHNOLOGY

Callaway have kept their Jailbreak technology but redesigned the pillars using titanium and crafted them into an hour glass shape making them 25% lighter. The bars join the sole to the crown of the club and make the structure more rigid which then helps transfer more energy into the ball at impact. Callaway claim this increases ball speed by 2-mph giving it further distance over the Epic drivers.

Callaway have made a lot of weight saving in the Rogue driver and have used a Triaxial Carbon in the Crown which now comes in at under 10g, the VFT face is also lighter, thinner helping promote forgiveness on off-centre shots. They have also gone back to using titanium in the sole and by losing the sliding weight adjustability track the Rogue saves another 15g over the Epic, which has been put lower and further back to lower the CG.

The Rogue has the same 460cc head as the Epic but is now a shallower deeper design, which has helped make the Rogue more forgiving, with Callaway claiming a 10% tighter shot dispersion rate over the Epic. They have also worked with Boeing again and use a new boundary-layer geometry which helps increase the Speed →



Left top to bottom:
Toe, face and crown
views of the Rogue
driver



Step's efficiency for better airflow giving more clubhead speed at impact.

There are eight loft and lie options on the hosel, with S giving you the stated loft which can be adjusted down by -1° or up but 2° and with N and D on the other cog giving you a Neutral or Draw bias options.

There are several Premium Shaft options to choose from in 40g, 50g and 60g weight classes, with Aldila Quaranta, Aldila Synergy, Project X Even Flow.

CONCLUSION

When I tested the Epic driver, I have to admit I didn't really get on with it, but having used the Rogue on a testing trip to Canada playing several links style courses I have to say I loved everything about it. The sound, the feel the way the ball rocketed off the face and for all you out there who are looking for extra distance yes the Rogue has plenty of that too.

I normally prefer a smaller head than the 460cc, but the shallower, deeper design really sat behind the ball well and I really liked the carbon cell type tapered design on the crown at address. I found the adjustability on the hosel easy to understand and execute.

If you are a Callaway fan you will love the new Rogue drivers, if you have never picked one up then I suggest you make sure you get one in your hands before you make your next purchase, you will be glad you did. As I said I never got on with the Epic which turned out to be the club of the year when it was launched and I feel the Rogue is a big improvement on that driver.



CLUB TESTED

Callaway Rogue standard Driver

SHAFT Project X Even Flow

FLEX Stiff

LOFT 10.5

WEIGHT 67g

SET UP -1° NEUTRAL

RRP £469.00 / €549.00

VIDEO REVIEW [▶](#)



Top and above: Sole
and hosel views



GOOD VIBRATIONS

Srixon have used a softer steel for better feel and less vibration in their new Z585 irons James Mason takes them on a road trip

TECHNOLOGY

The new Z585 irons are forged from a soft 1020 carbon steel that offers you better feel and less vibration on impact. Srixon have also introduced a new Speed Groove, which is an internal channel on the laser milled SUP10 face insert, that is designed to give the club more face flexing at impact, helping to achieve enhanced ball speeds which in turn gives you extra distance and spin control going into the green. →



There is a wider Tour VT Sole that has more trailing edge bounce helping with turf interaction, so the club is less likely to get snagged up which in turn provides you with a more consistent ball strike at impact.

CONCLUSION

I really enjoyed the feel of the ball coming off the face at impact and the softer carbon steel certainly gives you a great sound while the internal speed groove gives you plenty of ball speed off the face. I was most impressed with the forgiveness with the larger face giving you a bigger sweet spot, while at the same time still looking quite compact when placed it behind the ball in the address position. The Z585 can work with the new Z785 irons so you can combine the sets to use the cavity backed irons in your longer irons and the more blade like design for the shorter irons, I haven't tested the Z785s yet, but what I can say is that I was very impressed by the Z585, the feel, the forgiveness and that larger sweet spot. I had a wonderful four days testing them over several courses and I would certainly recommend them if you are in the market for a new cavity backed iron.

CLUB TESTED

Srixon Z585

IRONS 4-PW

SHAFT Nippon Modus 3 105

FLEX Stiff

RRP £799 for a 6-piece steel set
£899 for a 6-piece graphite set

VIDEO REVIEW [▶](#)

Left top to bottom: Toe view, diagram illustrating the new speed groove and the Nippon Modus 3 shaft



Above: The forged soft 1020 carbon steel face

COOL CAT

Fred Couples and Ernie Els are just some of the illustrious names that won major championships playing Lynx golf clubs. James Mason discovers that this cat can hunt with the other big cats

TECHNOLOGY

Lynx use a two-piece construction combining a forged face and a cast steel body; however, it's inside where all the technology lies. Lynx are using a hollow muscle back design that utilises a variable thickness, which helps forgiveness on off centre strikes. But it's the combination of variable thickness and the hollow head technology that has helped them redistribute weight into areas of the head that benefits each club throughout the set, helping improve ball speeds off the face giving a higher ball flight and more playability.

The club is topped off with a KBS Tour steel shaft as →



CLUB TESTED

Lynx VT

IRONS 4-PW

SHAFT KBS Tour

FLEX Stiff

RRP £599.00

VIDEO REVIEW 



Left and below:
The forged face and
hollow head design.
Right and bottom:
The pure clean lines
of the VT Iron



standard in regular, stiff and X-stiff and a premium Lamkin Crossline grip and comes in a Satin Chrome or Gun Metal finishes.

CONCLUSION

To say I was impressed would be an understatement, the face is beautifully designed and compact and I really loved the way the club sat behind the ball, it looked very powerful. There

was one aspect I was a little apprehensive about knowing the tech, and that was how the hollow design would affect the sound at impact, I really need not have, the sound was perfect and I could feel the ball spring off the face.

The one surprising feature for me was the high ball flight that I was achieving. Although it didn't affect the distance, it did help with distance control as I felt

stopping the ball quicker on the green coming down from a higher trajectory. If you like a bladed clubface that offers feel, power and forgiveness, the KBS Tour shaft as standard at probably the best price for a forgiving blade on the market, you certainly have to make sure the Lynx Prowler VT Irons are on your list of clubs to test before you make that final decision.



WHO'S YOUR DADDY



James Mason discovers that Callaway's Mack Daddy 4 wedges offer a generous amount of spin and control



TECHNOLOGY

With Callaway's new Groove-in-Groove technology they have been able to turn the 16 grooves on the face into 84 contact points; more grooves means more of the balls cover going into those grooves at impact, this in turn gives you more spin and control of your golf ball.

Callaway's Groove-in-Groove technology comprises of three raised micro-ridges along the length of the hitting area. Between these grooves are micro-grooves that help grab the ball's cover to increase spin rate which, according to Callaway, →



can impart a 1000 more RPM on full shots. They have also introduced an extra 'Nip-It' groove near the leading edge helping enhance spin on miss hit or thinned shots.


As with all wedge systems now the CG is progressive throughout. From 46° to 64° Callaway use a system of four circular weight ports which allows the CG to be positioned progressively upwards so they are deeper in the higher lofted heads giving you a solid feel on each shot.

The lower lofts from 46° to 52° use Callaway's 20D grooves that are narrower and thinner, helping to impart maximum spin on full shots, while the higher lofts from 54° to 64° have the wider 5D grooves that impact more grip on those shorter swings around the green.

There are 21 loft-bounce combinations and 4 different grinds C, S, W and New X each come with generous camber from heel to toe for smooth turf interaction and solid feel. →



Left top to bottom:
Close up of the milled
grooves and nip
groove. Code red with
the Callaway grips and
Dynamic gold shaft
markings



Above: Rear view of
the Mack Daddy 4
wedges with the four
circular weight ports



CONCLUSION

I loved the rounded style of the head shape which sits perfectly at address, it's a classic tear drop design based on the Mack Daddy Tour Grind shape, but I also felt it gave me a larger hitting area, which also inspired confidence around the green.

I tested the MD4 in both Switzerland and Canada in various climates. I really enjoyed playing with them and was amazed at the amount of spin I was putting on the ball, especially on full shots into the green.

As most of you know I always say amateur golfers should have at least 3-wedges in their bags as it is where we can gain the most shots; I would have no hesitation in recommending the new Callaway Mack Daddy 4 wedges to you, make sure you get a couple in your hands before you make your final purchase. You will be glad you did.



Callaway Mack Daddy 4 wedges come in three finishes, Chrome, Matte Black and Raw



CLUB TESTED

Callaway Mack Daddy 4
LOFTS 48°/10° S Grind, 54°/8° C Grind, 58°/12° X Grind
SHAFT Dynamic Gold S200 115 Tour
FLEX Stiff
WEIGHT 115g
RRP £139.00 / €169.00
VIDEO REVIEW 

PAYING THE PRICE

The cost of Premium golf balls seems to rise with each new release, but James Mason finds Premium golf ball doesn't have to mean premium price



The four-piece construction of the MTB Red

I think we all know how expensive golf balls are getting now with the top premium balls nearly hitting the £50 mark for a dozen. People are now playing one make/model when they're just playing with friends and a premium ball when they are playing in competitions. The problem with doing that is, all balls react in a different way and adjusting to the way a ball comes off the face of your putter or wedge when you're playing in the club championship could cost you a few shots until you adjust to playing the premium ball.

TECHNOLOGY

Snell produce two golf balls the MTB Red is a 4-piece ball featuring Dual Feel Technology, dual being that it offers you distance on longer shots and control around the green. The lower compression core helps generate faster speeds and greater distances with your driver and fairway woods. The firmer feel of the inner mantle again produces distance for the longer →



The three-piece construction of the MTB Black



The MTB Red is available in white and yellow

irons. The outer mantle combines a medium feel with controlled launch to enhance distance control with your shorter irons, all working with the soft urethane cover and its 338-dimple pattern providing short game feel, spin and control.

The Snell Golf MTB BLACK is a 3-piece ball which gives you a soft feel at impact and heightened spin control, together with increased length. Snell are using a new 7% lower compression core in the MTB BLACK that helps produce a softer feel and lowers spin rates and lower spin rates on your driver gives you added distance. The urethane cover has an aerodynamic, 360 dimple pattern providing you with durability, feel and control.

CONCLUSION

To be honest the days of me buying a premium golf ball for nearly £50 are over, four days of testing both the MTB Black and the MTB Red certainly hammered that point home, the only



CLUB TESTED
Snell Golf Balls
MTB Red
MTB Black
RRP £29.99 / €34.99 / \$31.99
6 DOZEN
 £159.99 / €182.99 / \$163.99

difference between the premium brands and Snell is the price tag.

Being a 5-handicapped golfer I was obviously drawn to the MTB Red ball for the extra control and spin around the green from my wedges, but to be honest I also liked the feel of the MTB Black and it really wasn't that far behind the red when it comes to spin with full shots into the green.

The black did come into its own off the tee, with shotscope registering a 365-yard drive at The London Club, yes it was a very windy day up there, but even at Copthorne Golf Club I was hitting drives of 265 -275-yards and that is all down to the lower spin rate of the MTB Black.

There are times when you have seen me state in reviews, that you just need to take the plunge and see for yourself, so what I would say to you is buy a dozen Snell Golf Balls take your normal ball and a Snell ball on a practice round and play both, I certainly know who you'll be buying your next dozen golf balls from.

HITTING THE TARGET

What to keep your swing finally tuned over the winter or when you have time at home when it's raining or lunchtime in the office, James Mason unearths the perfect solution



Avid readers of this magazine and my reviews will know, I don't review training aids as some of them just turn out to be gimmicks, that said I was very impressed with targetline, so much so it will be my first training aid review. That alone is testament to my thoughts on this piece of equipment, and how much, I believe it can improve your golf game and ball striking ability.

TECHNOLOGY

Targetline utilises a lightweight ball, which works with a raised AstroTurf platform, that can be adjusted to your height and these combine with the shortened weighted golf club.

The net which you hit the ball into is purpose built for indoor use; moreover, it is specially designed to catch the ball in one of five numbered pockets. The pockets are where you get your feedback on how well you struck the ball and the swing path of the golf club at impact.

The concept of targetline is to use it all year round for indoor practice and working on coaching drills from your professional when you can't make it to a range or the practice ground.

CONCLUSION

The reason I wanted to bring this training aid to your attention was because of how I felt it benefited my golf swing and the way I practice. I have lessons regularly each month and while I do have access to a wonderful practice ground, being able to →

Below left: Set up in the office or at home.
Below right: Down the line view. Right:
Carry case and equipment.



practice in the evening or when it's raining only helps increase my practice time instead of sitting in front of the TV, I just feel it is a much more constructive use of my time.

As the winter months start to creep up on us being able to still work on my golf swing was where I believe Targetline comes into its own. My front room isn't the biggest but being able to set up the net and platform and spend 30-mins to an hour every other day working on my golf swing and coaching tips is not only keeping my swing well oiled, but improving instead of remaining stagnant or going backwards due to lack of practice time.

Targetline only takes minutes

to set-up and can be used in your home, office or in the garden. It provides you with instant feedback on swing path and strike and the raised platform can be adjusted to help you cure any swing path and strike faults.

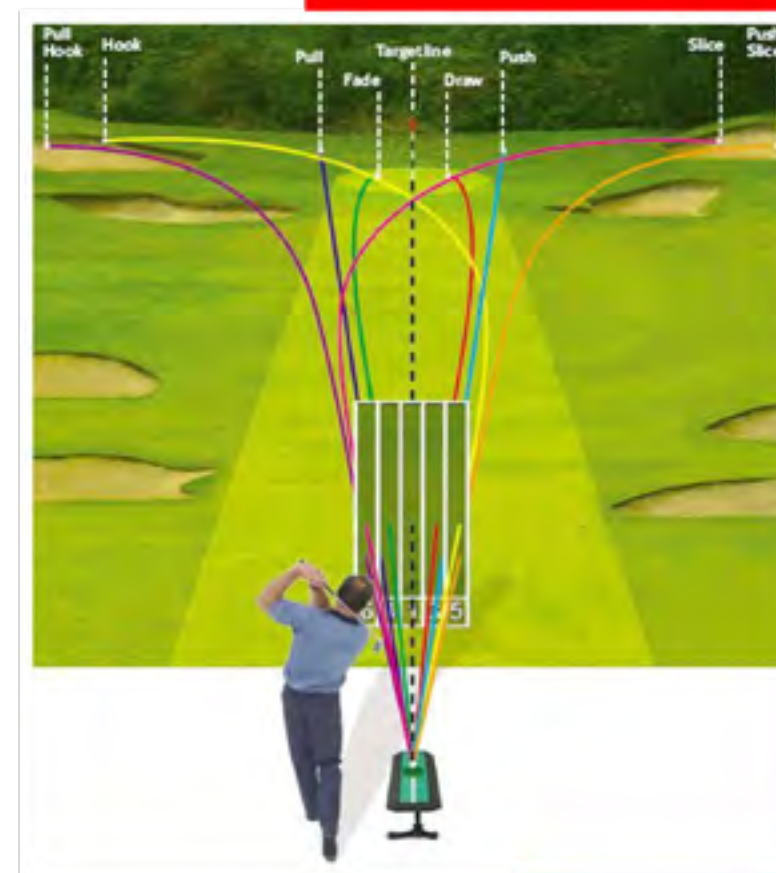
It's a wonderful training aid and like having my own indoor golf range. I can practice in the warmth of my home knowing it's going to be better than having freezing cold hands on a range in November and January. I have certainly enjoyed using Targetline and know it's already helping me improve my golf swing and I would certainly recommend you give this great bit a kit a try over the winter months, so you will be raring to go when Spring arrives.

Right: Graphic showing shot type for each pocket

CLUB TESTED
Targetline
swing aid

RRP £250.00 /
€285.50 / \$329.99

VIDEO REVIEW 



**CLICK
HERE
TO
SAVE
£100**

**Christmas
saving
with PGR
Magazine
or go to**

**W. TARGETLINE.CO.UK?
CODE=PGRMAG18**

PLAY BY NUMBERS

James Mason finally determines golf really is all in the numbers and how those Shot Scope numbers can improve your game

With all the data you get from your GPS watch, what better way to not only let it help you on the course by giving you correct yardages to the pin, but also give you your actual stats from each round; this in turn helps you off the course giving you and your pro/coach the perfect feedback on what areas of the game you need to work on.

TECHNOLOGY

Shot Scope V2 combines advanced GPS technology with automatic performance tracking to give you the perfect golf watch helping your game on and off the golf course.

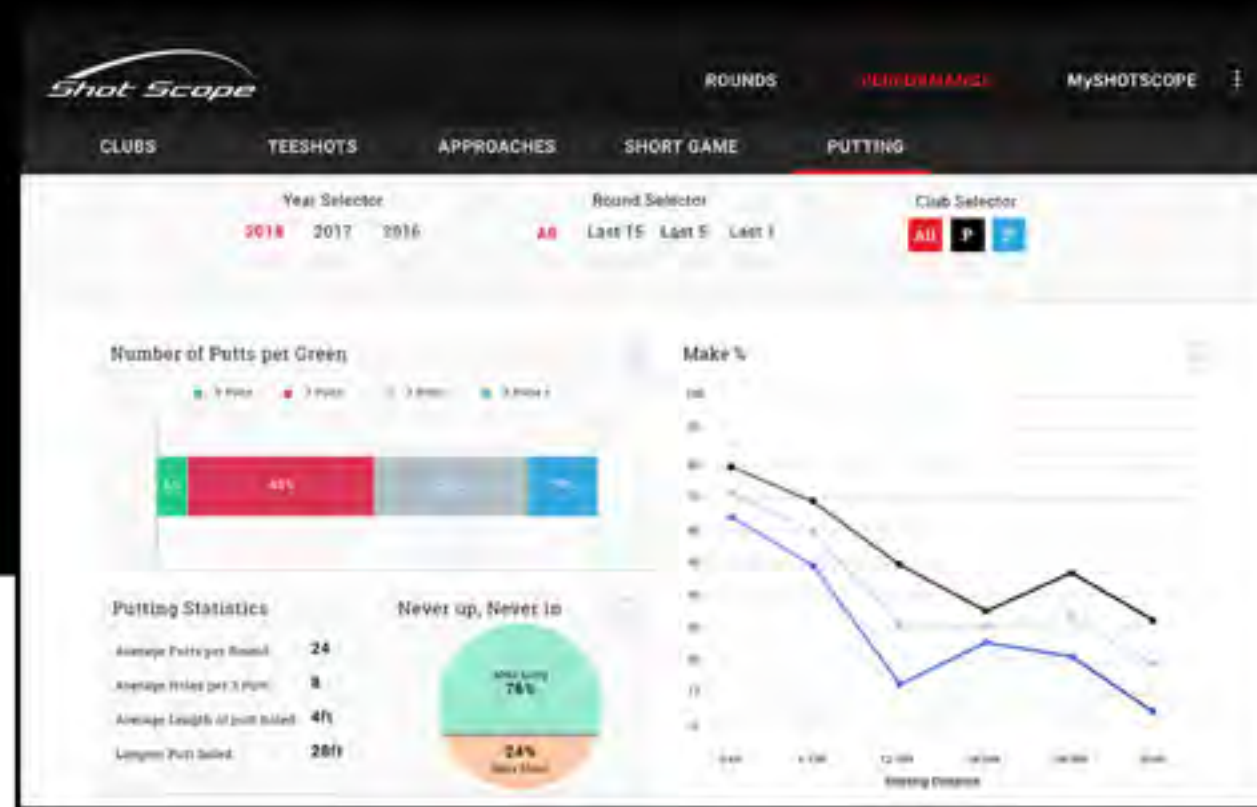
Shot Scope has built upon the success of version 1, of the automatic club recognition technology with tour-level performance statistics, but have now added accurate →

More than a watch,
more like a mini code
breaker





Above left and right: Direct feedback to your phone app



Above: Detailed feedback of your stats on your laptop or PC

front/middle/back GPS yardages to the green. Chief Commercial Officer, Gavin Dear, stated "The level of demand was evident from the beginning and it's great to see how customers are reacting to the product. We are proud of the innovation behind V2 and believe it will help to transform the way golfers of all levels experience the game."

CONCLUSION

After playing only five rounds of golf I can certainly say I am in love with Shot Scope. If you are serious about improving your golf game then you need to have Shot Scope as part of your programme along with working with your professional on your golf swing.

The feedback that it gives you about your

game is invaluable and I will now be working with the data from my rounds of golf with my pro. From distance and accuracy of your drives, to how many greens you hit and your chipping and putting stats, all this information pinpoints the exact areas you need to work on to improve and it is so easy to use.


I found it very beneficial knowing how far I hit each of my clubs on the course in competition; it's ok having yardages from the practice ground, but that doesn't take into account your emotions etc when playing a competitive round. If you haven't sent your Christmas list off to Santa yet, then I would make sure you put Shot Scope at the top of that list.



Above left to right: The app gives you goals to unlock and you can also compete with friends and fellow golfers around the world



53 ST MORITZ



54 HOTEL ALBANA




VIEW.COM

STAY, PLAY & SPA

REVIEW



48
LUMINE GOLF CLUB



49
SOL PORT CAMBRILS HOTEL

Like the perfect whiskey, James Mason finds Lumine Golf Club maturing to become the perfect blend of challenge and beauty, while Stephanie Mason indulges like a queen at the Gran Palas Hotel

TEN YEARS GONE



HILLS AND VALLEYS

As we load up the buggies with our clubs I ask the course director where the first tee for the Hills Course is, she points to ruins on top of the hill on the other side of the road, but don't despair after the 5 minute buggy ride up the hill you will be more than happy not only with the views of Cape Salou but the look of the opening hole, which is played from an elevated tee and doglegs to the right. It's a gentle opener if you hit the fairway, the second shot is played to a large green protected by one bunker.

Apart from some stunning views of the sea and the rollercoaster at PortAventura Park that also dominates the skyline, the course itself is lined with white pine, olive and carob trees. The course was built around a natural bird sanctuary thus ensuring golfers have the company of winged friends throughout your round. →

The course was built around a natural bird sanctuary thus ensuring golfers have the company of winged friends throughout your round



Left: First green on the Hills Course. Right: Swimming pool at the Gran Palas Hotel



TARRAGONAL DREAMS

The countdown is finally over today, I'm off to sunny Spain for Lumine's 10-year anniversary, excited is an understatement. After a 2-hour flight from London Gatwick I touch down at Barcelona airport and waiting for me at arrivals is my very own personal driver courtesy of Lumine beach and golf resort to take me to my hotel – I highly suggest when booking your visit to Lumine to have a look at their packages, they have a variety on offer including transport to and from the airports and lots more, why stress about the logistics when Lumine can do it all for you.

After a speedy check-in I head up to my room in the Sol Port Cambrils Hotel in Tarragona. It's always a nervous moment when you put the key in the door and open it, but to my joy the room is bright and spacious as is the bathroom which has a huge mirror – perfect for those selfies I will no doubt be taking later. I have a private balcony overlooking the hotels pool and a wonderful view of the beach in the distance, it's so beautiful

here I cannot wait to explore, but right now I have to quickly get ready to meet the rest of the team here to celebrate Lumine's 10th anniversary.

After meeting and greeting everyone in the lobby we head to Club Nautico for drinks and food. The bar is located on the beach overlooking the marina and the views are absolutely beautiful, I'm looking forward to getting a few snaps of the sunset later whilst sipping on my nicely chilled prosecco. The company is great the food is amazing and the service is first class, my glass is never left empty, the perfect first night in Tarragona.

After catching some well needed zzzz's I'm getting ready to head down to breakfast before checking out the area surrounding the hotel. I am spoilt for choice, the fruit is fresh the bacon is crispy and the coffee is strong just what I need after a night of heavy drinking. As I take a blissful stroll along the beach, which is a few minutes' walk from the hotel, I notice the variety of restaurants just a stone's throw away from the hotel.

I am enjoying the stroll, sun and →



Left: Plenty of bunkers to avoid at the 7th hole. Below: The rollercoaster backdrop at the 11th green

However, the Hills pièces de résistance comes on the 13th and 17th holes where both greens sit in rock amphitheatres, they look spectacular and really frame the second shot. My only reservation is I felt they would have made perfect back-to-back par 3s playing down into them from on top of the rock formations. It is a personal thought as I look back from the par 3 14th over to the 17th green.

I think you will love playing the Hills course the design makes the most of the land it sits in and the fairways seem to just nestle down, so from the tees you can see everything before you. All the par 3s are great holes again played from elevated tees and not a weak one among them. One of my favourite holes was the 543-yard par 5, 11th hole, which gently doglegs to the right and downhill and has the backdrop of the Port Aventura Park rollercoaster towering over the white pine and olive trees, it's a beautifully designed hole. →

The Hills pièces de résistance comes on the 13th and 17th holes where both greens sit in rock amphitheatres



beach so much I forget the time and have to dash back to the hotel to get ready to finally see the Lumine Golf resort – which James is currently playing – and lunch by the lakes. I say lunch it is more like a banquet fit for royalty, I could actually get used to dining like this. The food just keeps on coming and each course just dances on the taste buds, even more appealing is the fact every course has an accompanying wine to complement the flavors of each of the dishes.

Once I snapped out of my food coma we head to the buggies to explore one of the courses named The Ruins and as I cannot be trusted to drive, Lumine’s Andy Gordon will whisk me round the course for a tour. As James and the rest of the golfers went to play, I head off to Reus to do some sightseeing and to discover what else the city has to offer.

Maddie had kindly organised a surprise visit to the Gaudi museum, I am sure most of you know who Gaudi was but for those who do not, he was a famous architect who designed the majority of the buildings, structures and monuments you see today in Reus. Known as the crazy genius as most viewed his ideas to be ludicrous, Gaudi took his inspiration from nature and his surroundings. One of his most famous monuments is the The Basilica i Temple Expiatori de la Sagrada Família an incomplete Catholic church in Barcelona and the most visited monument in Spain.

Whilst wondering round the museum I come across one of his quotes speaking of the unfinished structure he said ‘There is no reason to regret that I cannot finish the church. I will grow old but others will come after me. What must always be conserved is the spirit of the work, but its life has to depend on the generations it is handed down to and with whom it lives and is incarnated’ not only does he have a way of seeing architecture and beauty in the life that

surrounded him, he also has a way with words and you truly do feel his presence and his legacy living on in all his structures in Spain. Visiting the The Basilica i Temple Expiatori de la Sagrada Família has just gone on my bucket list.

After a quick drink back at Lumine we freshen up and head further into Tarragona for another tour to help us burn all those calories before we pile them back on again at dinner. We visit the Praetorium and Roman Circus but in the 1st century, this historical landmark is one of the best-preserved circuses and held horse and chariot races here but it is now used as a museum. We had a comedian for a tour guide, which kept our group amused while keeping the tour very interesting – just to pre-warn you there is a lot of walking so make sure you wear something comfy no heels ladies, a few of us have made that mistake. →

Below top: Views from Gran Paras. Bottom: The Poolside restaurant



First up was the best salad I have ever tasted black olives mixed with red cherries, I know it sounds like a weird combination but oh my does it work



Now we've worked up an appetite we head off to dinner at Entrecopes. Although we pre-chose our menu pretty much all of us have forgotten what we ordered, so I am eager to see what was going to be put in front of me. First up was the best salad I have ever tasted black olives mixed with red cherries, I know it sounds like a weird combination but oh my does it work and obviously it was accompanied by the usual salad suspects and a vinagrette to add a little zest, perfecto. The other courses are equally as scrumptious but for me the salad is the best course and that speaks volumes coming from a meat lover.

As the sun rises my eyes slowly open, I've been waiting for this day all week I'm off to the Gran Palas hotel and Spa, where I will have full use of the facilities whilst the rest of the team are heading off to play a tournament at Lumine Golf Resort.

As we turn on to the road where the Gran Palas is located it is hard to miss, it definitely lives up to the name Palas. Heading into the grand lobby everything just screams elegance, as I walk further in it doesn't stop there. From the grand staircase to the outdoor swimming pools and Jacuzzi everything about this hotel just oozes elegance.

There are plenty of things to do and enjoy during your stay here, Gran Palas hold events and outdoor bbq's for everyone to enjoy and of course they

have a bar to hand so you don't have to go to far for a refreshing drink. After a lovely walk outside, I head back indoors to visit the rooms, there are a variety on offer to suit everyone whether you're here with a partner, family or even friends.... I visit one of the apartments, it has a double bed upstairs and another on the ground floor, both have beautiful stand-alone bath tubs and mosaic tiled showers, I would describe the décor as very modern, luxurious but blends with the history of the hotel. The apartment is also just a stroll from the beach, which I can see from one of the rooms balconies.

It's time for the spa and usually I'll book a treatment or two but this time I'm going to do something different as I never really have time after my treatments to relax and make full use of the facilities and with over 4,000sq ft. of spa and wellness on offer how could I possibly not indulge.

After a quick change I grab my robe, towel and walking like Mr. Bean I head to the spa. I take a soak in one of the many swimming pools, it almost feels like I have been transported back to a roman bath. As I float on the water my mind is running through the pros and cons of what I should try next, Jacuzzi or sauna... hmmm tough decision but the sauna wins.

Stepping out of the sauna I feel relaxed, fresh and sweaty, yes very →

Left: The beautiful clubhouse and 18th green. Below: The ambient lighting at the Gran Palas spa





***As I float on the water
my mind is running
through the pros and
cons of what I should
try next, Jacuzzi or
sauna... hmmm tough
decision***

sweaty after finding a shower near one of the swimming pools and cool down and wash, I head for the Jacuzzi and once in I can feel all those stress knots disappearing. They have a hydro massage here, for those of you who are not sure what that involves, it's a water-based spa treatment that uses pressure jets to stimulate circulation, it works wonders on the aches in your neck, I won't be moving from here anytime soon A-MAZ-ING!

I cannot recommend this hotel enough, it is definitely the place to stay whilst visiting Tarragona and it's only a 30-minute drive from Lumine, speaking of Lumine it is time for me to go and see how the golfers have fared in their tournament whilst I was living like a queen for a few hours.

Once I arrive back at Lunine golf resort I take up the offer of a nice cold beer – well I did earn it while floating in the pool! – and watch the prize giving for the winners and runners up of the

tournament. We all head back to the hotel to get ready for the grand finale and Lumine's Annual Beach Cocktail party. As we pull up to the beach club the views are just breath taking and it takes a while for the music from the band to sink in. Drinks are flowing, the sun is shining and the infinity pool is shimmering and it was at this point I knew it was going to be an amazing night.

The chefs produced some spectacular dishes for us to sample, I've never had the inclination to try raw beef before, but I am so glad I did. The oysters are delicious, tasting like they've just been plucked from the ocean. We are truly being spoilt and a cheeky mojito is always on hand – the mojito recipe here is flavoursome and stronger a lesson that English bars could learn! I cannot think of a better way to spend my last evening in Tarragona.

W: lumine.com
T: +34 977 12 90 70

Putting out on the 18th and wanting to play a course again is always a good sign and I would be more than happy to play the Hills several times again, I know you will certainly enjoy it. I was just gutted I never had time to go on that rollercoaster as well.

There are two other courses on the Lumine Beach & Golf Community both designed by Greg Norman. The Lakes is an 18-hole course and the Ruines is a 9-hole course, unfortunately I didn't get to play these courses but I have been reliably informed by one of my Golf Monthly colleagues that both are very good test of golf.

Above: The amphitheater like rock formation that surrounds the 13th green

VIDEO 



Left and above:
The many different
treatments on offer at
the Gran Palas spa

James Mason and Charmaine Hibbert find out
there's more to St Moritz than bobsleighs and skiing

Trains, planes and automobiles



ELEVATIONS

ZUOZ-MADULAIN

A 20-minute drive sees me warming up on what has got to be one of the most spectacular practice grounds I have ever had the pleasure to hit balls on, I'm surrounded by snow-capped mountains, the sun is shining and it really is a humbling view. It was a beautiful experience reaching St Moritz by train from the airport but I know Charmaine has covered that in her hotel review.

I am looking forward to playing today, not that I don't every time I tee the ball up but the feeling of tranquillity that being here has given me, I know no matter how bad I play I am going to be happy that I have just been able to experience such surroundings.

Heading up the ramps to the first tee I realise the first hole is going to be played from an elevated tee, I spontaneously break out in a smile. The 394-yard hole has to be the perfect

start to this course; the fairway sits some 50-feet below me and with the backdrop of those snow-capped mountains I watch my ball as it sails through the air.

As I make my way round that feeling of awe never wanes, I love playing by the sea and while links courses will probably always be my first love, this course comes a close second. Strategy plays a big part here being in the right position from your tee shots is crucial, none more so than the 361-yard, 3rd hole which is more of a left turn than a dogleg left, the bunker is your point of reference so if you can get as close to that as possible without going in, you'll be in good shape to see the green that sits above the fairway.

The 4th hole brings up the first of the par 3s on the course; at 172-yards it plays downhill →

While links courses will probably always be my first love, this course comes a close second

Below: Peak views at the 1st hole



TALES OF THE UNEXPECTED

Following an early departure from London Heathrow we find ourselves boarding the train from Zurich airport and heading south east to St Moritz. The design of the airport means just a couple of escalators down and I am standing on the train platform and after a short journey into one of Zurich's main train stations our train to St Moritz is waiting for us on the adjoining platform.

My intention was to catch up on some well-deserved and long-awaited sleep but 5-minutes after our departure Lake Zurich appears to our left, the water sparkling like jewels as the sun dances across its surface. The fine weather ensured the lake was littered with people taking advantage, sailing in boats, water skiers, jet skiers, kite gliders, wind surfers. Those not indulging in the water sports lined the lake side with picnics and BBQ's. On the other side of the lake the mountain reaches up to the skies with its snow-capped peaks breaking the clouds. I had to hit the imaginary snooze button on my sleep as →



Top and above: Stunning views on the train journey from Zurich to St Moritz

I had to hit the imaginary snooze button on my sleep as James and I dance between windows to capture the best views



Top to Bottom: Elevated tees and stunning vistas at the 1st, 4th and 18th holes

VIDEO



again with the snow-capped mountain as its backdrop, it's the first of what turns out to be four great par 3s. The 14th at 166-yards played to a semi island green from an elevated tee with the green some 50-feet below will probably take all the plaudits, but for me standing on the 210-yard 16th which is also played from an elevated tee is another stunning hole protected by two deep bunkers on the left with the green sitting on a plateau.

There are at least four teeing options on each hole and on some there is a black tee, which is where I am filming the tee shots from, as I get to the tee on 17th and look back down the fairway, I would recommend you come back here and take a look even if you are not going to be playing from here. It's a fantastic hole with the tee shot played through a tunnel of trees to a fairway that sits below you, this 537-yard hole then dog legs right to a green that again sits below you and has a green that's 45-yards deep a truly majestic par 5.

Making my way up to the back tee on the 18th I involuntarily smile as I turn back and look down on the fairway below, how could this course not finish with yet another elevated tee shot that plays to a wide fairway below; a word of caution, do not be fooled you need to stay clear of those two fairway bunkers.

As I hole out, I take a few more minutes to soak up my surroundings; I have to admire Canadian architect Les Furber's work, it's a superb course, every hole offers a challenge and 11 elevated tee shots with the 1st, 4th, 14th, 17th and 18th tees giving the most magnificent views, no matter how you play you will love every minute of this course. →

I have to admire Canadian architect Les Furber's work, it's a superb course, every hole offers a challenge

Left: St Moritz cable car. Below: Entrance and view at Hotel Albana



James and I dance between windows to capture the best views.

By the time we pull into St Moritz I am a little disappointed that the train journey has come to an end and that few hours seems to pass so quickly, I have never experienced a train journey like it. I have seen photos of Switzerland and can see its beauty, but travelling through this magnificent country by train and experiencing it, I know it's a memory and feeling that will stay with me for the rest of my life.

Our hotel is a short 10-minute drive away; not wanting to miss any of the sights I have my face pressed against the window just soaking up these incredible views. As we pull up outside The Albana Hotel it looks very traditional Swiss in style but once you get inside you can see it has all been updated and for me the contrast works perfectly.

James has a room on the first floor but I head up to the third floor and straight to my balcony; a little fist pump as I step out to uninterrupted views of the mountains and lake, I could sit here all day and soak up those views but my hunger will not abate and we are all meeting downstairs for drinks and then dinner.

The bed is so big and as you readers will know I have to submit the bed to my ultimate test and have a quick dive face down into the crisp white linens before I shower. I am welcomed into the bar with a glass of a beautiful Italian white wine named Le Vele, Verdicchio die Castelli di Jesi which is light and crisp, once everyone is gathered we head into the restaurant where you can watch the Thai chefs preparing our meal, yes, it is Thai food tonight and the guys certainly have done a fantastic job with sample plates of all their dishes. →



Travelling through this magnificent country by train and experiencing it, I know it's a memory and feeling that will stay with me for the rest of my life



*The Albana Hotel offers an Acqua Sun Wellness Club with sauna, whirlpool, steam bath, Caraculla massage aroma bath and relaxation room but if you are looking for a hotel in the Engadine Valley with extensive spa and wellness facilities, these can be found at the Grand Hotel Kronenhof Pontresina (www.kronenhof.com). Look out for our review of their hotel and golf course next year.

It has been a long day and after a consuming quite a few glasses of wine as my head hits the pillow I am out like a light. Breakfast is served in the same restaurant as last night's meal and I am certainly not spoilt for choice, I always start with fruit and there is a nice fresh bowl of fruit salad, with a variety of yogurts to accompany it. There is also a selection of cold meats cheeses, freshly baked bread, jams, marmalades and of course the hot food includes, eggs, bacon and sausages.

Having feasted like a queen I head down to the Spa, which has a sauna and a steam room with a plunge pool for the brave, there are also a couple of showers for those like myself who's hearts cannot take that plunge into the cold pool. After about 40-minutes in the steam room and a shower I head to the large Jacuzzi pool angling my body to allow the jets power into my back - the

treatments may not be running at the moment but I know these jets will be effective at massaging my lower back. After a while I decide to let me feet float and look up into the dome that sits above the pool, to my joy I see they have tiny lights twinkling away like stars. I feel like I have had a work out despite not actually using the small gym, I believe the feeling counts as much as the action and so I head to the relaxation area. Unsurprisingly I find myself waking up an hour or so later, the steam room and jacuzzi had certainly made me feel relaxed. →

Below left: Plunge pool and jacuzzi at Hotel Albana. Below right: One of the Bedroom and bathroom interiors


GOLFANLAGE SAMEDAN

I am in the mini bus heading to the other course in the St Moritz area, this is the oldest course in Switzerland and it is also the sixth oldest golf course in Europe. I couldn't wait to see how this compared to yesterday's course.

My first impression was you could tell this course had been here for a while and looked more mature and settled in its surroundings and what surroundings they are. Just like yesterday the Alps dominate there snow-capped →

Above and below: Some of the wonderful views on offer at Golfanlage Samedan

VIDEO 



tops juxtaposed against the blue sky, I could certainly get used to playing here.

After a coffee and a warm up I crash my drive down the first hole which measures 396-yards, it's a gentle opening hole but there is water just short of the green. The 2nd is the first of two back-to-back par 5s with this one measuring 541-yards, a drive and a 3-wood sees me just short of the green and what a green. I stop some 50-yards back, iPhone in hand, the green rises from the fairway with a bunker front left, but it's the snow-capped mountain rising up behind it and framing the green that makes a truly stunning feature.

The 3rd is a brute of a hole from the back tee measuring 601-yards. Make sure you play to the left of the pine tree to open up the green

on the 348-yard 4th hole or you will block yourself out. Although the course feels quite open a lot of the holes are tree lined, there is plenty of room but if you do miss the fairway the grass is very deep.

There is only one par 3 on the front nine and that comes at the 7th hole and measure 197-yards, the front nine comes to a close with a beautiful little par 4 that brings you back to the clubhouse and another great halfway hut.

The back nine opens up with a 236-yard par 3 played from an elevated tee and where the front nine only had one par 3, the back nine makes up for that having three all of which are great holes with the 15th and 17th both playing over water.

Like yesterday, the course comes to →

It's the snow-capped mountain rising up behind it and framing the hole that makes a truly stunning feature

Below: Water and more wonderful views at the 6th hole



Mountain Cuisine at Hotel Restaurant Central, Samedan

Tonight, we are eating in the centre of St Moritz and after a few drinks in reception we head to a long table in a private room in the beautifully renovated aptly named Restaurant Central. Tonight we are eating from their 125th anniversary menu and the starter is Ravioli Valtellina - White Raviolis with a beef filling & a potato/cheese/garlic/vegetable filling and oh my is it a ravioli to die for and I could have quite happily had another plate. This was followed by Burrata with rocket & tomatoes and then Pork filet steak with an artichoke sauce served with potato gratin, cauliflower, broccoli.

After the dishes are cleared away the chef and staff walk in with an extra-large golf ball with two huge sparklers that →

Above: Al fresco dining and the Kamino Bar at Hotel Albana



Above: Sun streaming down on the par 3, 15th green

another stunning close this time with a par 5, measuring 562-yards with water on the right of the fairway in the driving area. The hole then starts to funnel in with trees lining both sides of the fairway towards the green.

Sitting in the bar sharing a few beers, everyone is agreed it is another stunning course in a magnificent setting. I am playing these courses in early June and I know given another month they will be in pristine condition, what I also know is when you come you will enjoy every minute of your time here no matter how good or bad your golf game is.

Sitting in the bar sharing a few beers, everyone is agreed it is another stunning course in a magnificent setting



were lighting up the room, it turned out the golf ball was in fact Cassata with fruits of the forest & white chocolate, I have to admit it was so divine I had a second portion just to make sure!!

Two wonderful local swiss wines are being served throughout the night, the white was a Riesling Silvaner from Toni Bardellini of Flaesch and the red is a Sforzato di Valtellina “Millesassi” from Pietro Triacca of Campascio Switzerland.

Serving food and wine this good I am sure the Restaurant Central will still be going strong in 2143 when it celebrates its quarter of a century.

Gondolezza Restaurant

It's our final night and we are on our way to the Gondolezza restaurant in St Moritz where an old gondola has been restored and converted into a dining room and I am quite surprised how large it is once I make my way inside. Tonight, is the Swiss speciality Fondue. Now I like cheese but not that much cheese so I have decided to go for the Roebuck steak, which turns out to be a fantastic choice on my part and cooked to perfection.

Like previous nights the wine is flowing, the selections are a mix of Italian and Swiss the sparkling wine we were drinking before entering was WALTHER-Franciocorta, Plozza from Italy and now we have a choice of white Riesling Silvaner, Andrea Lauber, Malans – from Switzerland and the red is Sommarovina Valtellina Superiore, Mamete Prevostini again from Italy and of course James is sampling a few local beers.

The restaurant has a wonderful ambience and the staff are very attentive, helping everyone with their fondue, it is a fun night and a wonderful atmosphere and I would certainly recommend you put both restaurants on your places to eat list.

Time to depart

After breakfast and check out we make our way back to St Moritz train station, I have never been so excited about a train journey, believe me you shouldn't miss this part of the trip even if you can afford your own private jet to land in St Moritz, you would be missing out on a wonderful experience that has perfectly topped and tailed what has been a wonderful trip.



Top: The entrance to the Gondolezza Restaurant.
Left: The only way to travel in St Moritz



Boats on Lake Sils at the Chastè peninsula, St Moritz

FACT BOX

WHERE TO PLAY

The Engadine Golf Club

W: engadin-golf.ch

T: +41 81 851 04 66

GETTING THERE

Swiss International Air Lines

W: swiss.com

T: +44 345 601 09 56

Trains from Zurich to St Moritz

W: swisstravelsystem.co.uk

T: 00800 00 200 30

WHERE TO STAY

Albana Hotel

W: hotelalbana.ch/de

T: +41 81 838 78 78

*The Albana Hotel offers an Acqua Sun Wellness Club with sauna, whirlpool, steam bath, Caraculla massage aroma bath and relaxation room but if you are looking for a hotel in the Engadine Valley with extensive spa and wellness facilities, these can be found at the Grand Hotel Kronenhof Pontresina. Look out for our review of their hotel and golf course next year.

W: kronenhof.com

T: +41 81 830 30 30

I have never been so excited about a train journey, believe me you shouldn't miss this part of the trip even if you can afford your own private jet



APPAREL

REVIEW



64 STUBURTS EVOLVE-SPORT WATERPROOF BOOT

66 BIOFLOW SPORT WRISTBANDS





OSCAR
JACOBSON

OSCARJACOBSON.COM

Sunshine on a winters day



I am sure a lot of you are like me, the onset of autumn brings a sense of wonder on golf courses everywhere, the changing of the colours as reds, yellow and orange start to juxtapose against the greens, it really is a majestic time of year. Alas what it also brings is how quickly bright sunny days can start to have a chilly edge to it, this isn't too much of a problem if you are wearing the right apparel.

With that in mind I recently undertook four rounds of golf in what is known as the garden of England, Kent. What better place to see all those wonderful changes in colour, while testing Oscar Jacobson's Autumn/Winter 2018/19 apparel range.

TECHNOLOGY

This season Oscar Jacobson have introduced PrimaLoft® which is an ultralight, warm padding material that helps retain heat but without all that bulky padding reducing your swing movements. This technology is used in the Carson hybrid jackets giving you a padded body section with knitted sleeves, this gives you core insulation at the same time as not restricting your swing in anyway. The Caleb also uses the PrimaLoft® which is a sleeveless body warmer that works well on its own or you can utilise the ZIP-IN technology wearing it under one of Oscar Jacobson's waterproof jackets like the Lawrie Pro shell jacket.

The Merino collection uses a Cashwool® 100% Extrafine merino wool and comes in a classic V-neck and quarter-zip options. This soft, luxurious wool came from intensive research in the late 1970s to find a yarn combining aesthetic beauty with top-quality performance.

Intelligent Layering is a big part of the Oscar Jacobson philosophy, the short sleeve Chap polo and Chauncery long sleeve polo, work with the Jonathan and Roald thermals, these combinations offer base and inner layering options for comfort and warmth. →

THE QUOTE
"THERE'S NO SUCH
THING AS BAD
WEATHER, ONLY BAD
CLOTHES" HOLDS A
SPECIAL TRUTH WHEN
PLAYING GOLF IN THE
WINTER MONTHS,
WITH THAT IN MIND
JAMES MASON PUTS
OSCAR JACOBSON'S
NEW AW18 RANGE TO
THE TEST





CHAP-COURSE-POLOSHIRT
£49.99 \$65.50 €70.00



IWAN-HALF-ZIP
£129.00 \$168.99 €185.00



JONATHAN-THERMAL-HALF-ZIP
£59.99 \$78.50 €85.00



MARSHALL-HYBRID CARDIGAN
£135.00 \$176.00 €185.00



DANIEL-CAP
£19.99 \$25.99 €25.00

CARSON-HYBRID
£109.00 \$142.50 €175.00

LAURENT-STRETCH-TROUSER
£74.99 \$98.00 €100.00


CONCLUSION

We have reviewed Oscar Jacobson's new apparel ranges for several years and their standard and quality of material has been second to none and their research and development to improve comfort, protection while giving you minimum swing restriction has not been surpassed by any other apparel company and the new AW2018 range is no different.

I love this year's three distinctive colour palette and feel they blend well, but it is the technology that has gone into this current collection

protecting me from the cold and rain keeping me warm, dry and most of all still being able to swing my golf club that is impressing me the most.

Oscar Jacobson have over 114-years of tailoring behind them so the cuts of the apparel are always going to offer you a quality fit, but standing on the tee on a cold day as its raining, trying to swing a golf club you want to feel cocooned in a warm bubble and Oscar Jacobson have nailed it yet again with this new Autumn/Winter collection.



I am probably not the only one who hates the worm casts that start to appear as autumn begins and your nice white golf shoes start to get clogged up with mud. With that in mind I put Stuburts Evolve-Sport Waterproof Boot to the test in the Garden of England, Kent.

TECHNOLOGY

Designed to give you superb support and durability the Evolve-Sport utilises an EVA cushioned midsole for comfort & flexibility, this works with a microfibre mid-cut comfort upper and this is all topped – or bottomed – off with a cushioned inner sole.

There is a rubber outer sole with SoftSpike Pin system spikes giving you traction and stability during your swing. The boot comes with a 1-year waterproof warranty this is mainly due to its Microfibre upper combined with a membrane system to offer excellent waterproofing.

CONCLUSION


If you want a golf shoe for the winter that will probably last you the next 10-years and still be waterproof then the Stuburt Evolve-Sport Waterproof Boot is for you. It may not be stylish or the lightest shoe on the market, but it will certainly be the longest lasting and most waterproof item of footwear you will ever need to buy.

I was worried about my ankles taking a bit of a shredding – my ankles and boots have a love/hate relationship since my Dr Martens days – but the padding meant they were well protected and my feet certainly felt comfortable and snug.

They do take a bit of getting used to because of their weight – I have been using lightweight golf shoes all summer – but after a few holes the weight difference went unnoticed. As the rain and wind lashed down at The London Club I was more than happy with not only them being guaranteed 100% waterproof but how warm they kept my feet.

Winter Warmers

PROBABLY THE BEST WINTER GOLF BOOT EVER DESIGNED





Affordable Quality



.....Unrivalled Affordable Quality

A British brand with over 100 years of experience in providing high quality footwear & apparel, our 2018 collection utilises the latest performance technologies & state-of-the-art fabrics designed specifically for golf.

Proud of our history, we are focused on providing unrivalled affordable quality through the entire collection.

For more information

Visit www.stuburt.com / Tel: 0161 886 4010

BIOFLOW SPORT WRISTBANDS



MAGNETIC SPORT WRISTBANDS
£25 \$32.99 €28.50

Magnet therapy is an alternative medicine practice that has been around for over 2,000 years. It involves the use of static magnetic fields, a form of electromagnetic radiation, produced by permanent magnets, which practitioners of alternative medicine claim has beneficial health effects.

TECHNOLOGY

Bioflow have produced a new one-piece sport wristband design for increased durability and resistance. The wristbands are designed to complement an active lifestyle and feature a combination of Central Reverse Polarity magnet technology, married with a waterproof silicone wristband.

Central Reverse Polarity is a strong multi-

directional field of magnetism, which Bioflow have patented and is available in a range of five colours.

CONCLUSION

While the effectiveness of magnet therapy has been disputed sceptics of alternative medicine got their comeuppance with the announcement that magnet therapy was to be made available on the NHS. Magnets' healing powers are said to have enthused Cleopatra, and current users are reported to include the actor Leonardo DiCaprio, former POTUS Bill Clinton, Jack Nicklaus and former NBA star Michael Jordan. You will also see many people wearing copper wrist bands and if you have ever heard of grounding therapy which uses

the earth's magnetism you can see how those principles can be applied to Magnet therapy.

I have always been someone that feels in modern day life we have left a lot of what nature has given to us and I know Native Americans use the grounding theory due to the earth's magnetism and I feel the bioflow wristband is another way of tapping into that energy.

I like the design and with the wristband being made of a waterproof silicone, I don't have to worry about it in the shower, getting wet at the swimming pool or the gym. Like me, you may not be into alternative medicine, but I have been wearing the wristband now for some four months, I go to the gym regularly and I see the bioflow wristband as me doing all I can to benefit my health.

BIOFLOW MOSQUITO REPELLENT BANDS

We all love travelling to golf courses around the world so we can play golf in the sun wearing polo shirts and shorts, rather than layers of clothes and waterproofs. However, with hotter climes comes the inevitable nuisance in the form of flying bugs, biting insects and blood sucking mosquitos. There are lots of sprays, creams and old wives tales on how to keep these pesky critters away, some work and others certainly don't.

TECHNOLOGY

Bioflow have come up with a Mosquito repellent wristband that is treated with dry micro-encapsulated DEET. These capsules slowly release a repellent vapour to provide protection against mosquitoes, midges and other flying insects.

The bands last up to 7-hours a day, the design allows them to be worn on the wrist or ankles and if you are playing or visiting an area where they have a large concentration of mosquito and flying biting insects then I would recommend wearing one on your wrist and ankles. The bands can also be reused if you put them back into the bags and seal them back up.

CONCLUSION

We all know what it's like in the summer having to keep swiping at these biting pests when we have been on golf tours around the world. With the Indian summers we keep having in England and Europe and climate change being a hot topic at the G7 summit bugs are starting to become more of a problem.

I tested these bands in Sicily and in Canada and while it didn't stop the little blighters bugging me and buzzing round me, they certainly helped stopped me getting bitten to death. That is not to say it stopped them 100% - I doubt any product can do that. I did get a couple of bites, half of these little cretins seem to be on a suicide missions, but nowhere near as many as I usually get. A trip to a hot climate usually results in me returning looking like I've spent a week with chicken pox.

For me coming out of the shower is normally the point that I realise that I am going to spend the night suffering with itchy legs and arms, but thankfully this summer - which has been an extremely hot one - has been itch free. If you intend to golf in the sun your bag must contain a few of these bands; I would suggest one for each limb.



dmd

ENQUIRES@DIGITALMAGAZINEDESIGN.COM
DIGITALMAGAZINEDESIGN.COM
+44 (0)7860 724 897



AT YOUR DIGITAL SERVICE

Digital Magazine,
Web Banners or
Promotional Material

Template or
Custom Design

eBook,
Interactive PDF,
Flash, JPG, TIFF,
PNG, PSD

Documents from
8 – 100+ pages